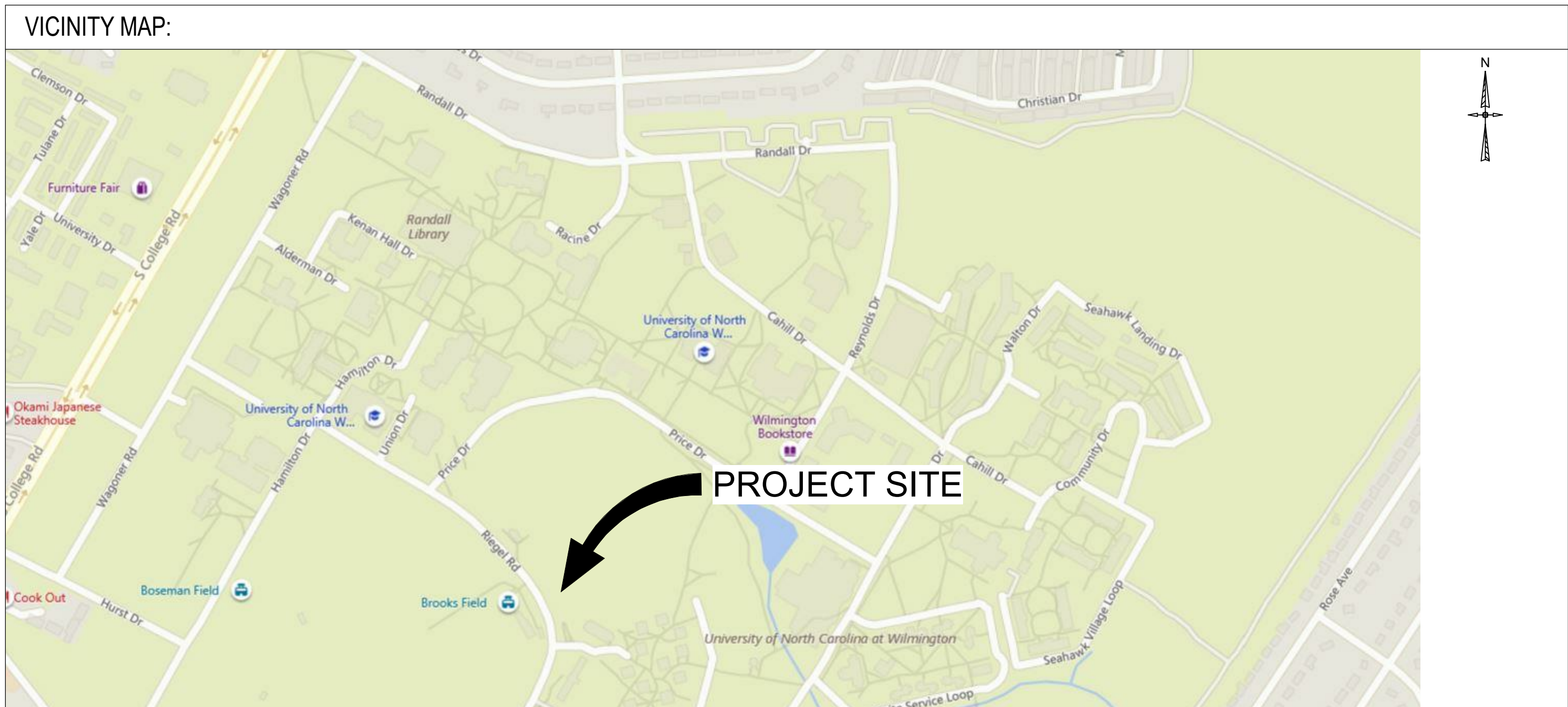



# PARKING DECK II AND SURFACE PARKING (DESIGN-BUILD) 75% CONSTRUCTION DOCUMENTS

SCO# 18-19226-01A, CODE: 41828, ITEM 301  
4965 RIEGEL ROAD, WILMINGTON, NC



## SCHEDULE OF ALTERNATES

ALTERNATE NO. 1A: PAINT / STAIN DECK UNDERSIDE WITH A WHITE FINISH WITH 1-YEAR WARRANTY. PAINT ALL SPRINKLER AND STORM PIPING (INCLUDES VERTICAL, HORIZONTAL AND DIAGONAL PIPES.)

ALTERNATE NO. 1B: PAINT / STAIN VERTICAL SURFACES WITH A WHITE FINISH WITH 1-YEAR WARRANTY

ALTERNATE NO. 2: PROVIDE ALUMINUM NON-GLAZED FRAMES AT OPENINGS INDICATED IN THE ARCHITECTURAL DRAWINGS. ELIMINATE VERTICAL BRICK RETURN AT ALL LOCATIONS TO RECEIVE NON-GLAZED ALUMINUM FRAMING. ALL STAIR WINDOWS AND FRAMES TO REMAIN IN BASE BID.

ALTERNATE NO. 3A: ADD DOMESTIC WATER SOURCE FROM THE SOUTHWEST SITE NEW FIRE HYDRANT TO THE WEST SIDE OF THE DECK WITH A 2" REDUCED PRESSURE BACKFLOW PREVENTER, HOTBOX, AND 2" DOMESTIC WATER MAIN STUBBED INTO THE DECK.

ALTERNATE NO. 3B: PROVIDE 2" PIPING AND TWO (2) HOSE CONNECTIONS ON LEVELS 1 THROUGH 5 AT EACH END OF RAMP.


ALTERNATE NO. 4: PROVIDE BRICK EDGE BANDING AT NEW SIDEWALKS AS INDICATED ON THE CIVIL PLANS.

ALTERNATE NO. 5: PROVIDE 304 STAINLESS STEEL STAIR RAILING IN LIEU OF HOT DIPPED GALVANIZED.

## INDEX OF DRAWINGS

SHEET #	SHEET TITLE
GENERAL	
G001	COVER SHEET AND DRAWING INDEX
G002	CODE COMPLIANCE ("APPENDIX B")
G100	LIFE SAFETY PLANS
G101	DOOR SCHEDULE, PARTITION TYPES AND DETAILS
CIVIL	
CX100	EXISTING CONDITIONS
CD100	DEMOLITION AND TREE REMOVAL PLAN
CE101	EROSION CONTROL - STAGE1
CE102	EROSION CONTROL - STAGE 2
CS100	SITE PLAN
CF100	FIRE PROTECTION SITE PLAN
CG100	GRADING, DRAINAGE AND UTILITY PLAN
CL100	LANDSCAPE PLAN
CI100	IRRIGATION PLAN
CE501	EROSION CONTROL DETAILS
CE502	EROSION CONTROL DETAILS
CE503	EROSION CONTROL DETAILS
CS501	SITE DETAILS
CS502	SITE DETAILS
CS503	SITE DETAILS
CS504	SITE DETAILS
CL501	LANDSCAPE DETAILS
CG501	STORM DRAINAGE DETAILS
CG502	STORM DRAINAGE DETAILS
CG503	STORM DRAINAGE DETAILS
CU501	PUBLIC WATER DETAILS
CU502	PUBLIC WATER DETAILS
STRUCTURAL	
AG401	ENTRANCE / EXIT PLANS
AG402	ELEVATIONS
AG601	SIGN & PACS NOTES
AG602	SIGNS & MOUNTING DETAILS
S-001	STRUCTURAL GENERAL NOTES
S-002	ABBREVIATIONS AND LEGENDS
S-100	FOUNDATION PLAN
S-101	LEVEL 1 PLAN
S-102	LEVEL 2 PLAN
S-103	LEVEL 3 PLAN
S-104	LEVEL 4 PLAN
S-105	LEVEL 5 PLAN
S-210	SHEAR WALL & LITEWALL ELEVATIONS
S-301	BUILDING SECTIONS
S-302	BUILDING SECTIONS
S-303	BUILDING SECTIONS
S-401	(MISC) ENLARGED PLANS
S-410	STAIR TOWER NO. 1 ENLARGED PLANS
S-411	STAIR TOWER NO. 1 ENLARGED PLANS
S-420	STAIR TOWER SECTIONS
S-421	STAIR TOWER SECTIONS
S-422	STAIR TOWER SECTIONS & DETAILS
S-501	TYPICAL DETAILS
S-510	FOUNDATION DETAILS
S-511	FOUNDATION DETAILS
S-520	P/C BEAM DETAILS
S-521	P/C TEE DETAILS
S-522	P/C LITEWALL DETAILS
S-523	P/C SHEAR WALL DETAILS
S-524	TYPICAL P/C CONNECTION DETAILS
S-525	P/C COLUMN DETAILS
S-540	STRUCTURAL DETAILS
S-550	MISC METALS DETAILS
S-560	MASONRY DETAILS
S-570	WATERPROOFING & EXPANSION JOINT DETAILS
S-571	WATERPROOFING & EXPANSION JOINT DETAILS
S-650	LAP SPlicing SCHEDULES
ARCHITECTURAL	
AE101	LEVEL ONE FLOOR PLAN
AE102	LEVEL TWO - FOUR FLOOR PLAN
AE103	LEVEL FIVE FLOOR PLAN
AE104	ROOF PLAN
AE201	EXTERIOR ELEVATIONS
AE202	ENLARGED EXTERIOR ELEVATIONS

SHEET #	SHEET TITLE
AE203	ENLARGED ELEVATIONS AT STAIR TOWERS
AE301	BUILDING SECTIONS
AE302	WALL SECTIONS
AE303	WALL SECTIONS
AE304	WALL SECTIONS AT STAIR TOWERS
AE401	STAIR TOWER PLANS AND SECTIONS
AE402	ENLARGED PLANS AND INTERIOR ELEVATIONS
AE510	DETAILS
AE601	FINISH SCHEDULES AND WAYFINDING SIGNAGE
AE602	WINDOW SCHEDULE AND DETAILS
AE701	PRECAST PANEL ELEVATIONS
AE702	PRECAST PANEL ELEVATIONS
AE703	PRECAST PANEL ELEVATIONS
AE704	PRECAST PANEL ELEVATIONS
AE705	PRECAST PANEL ELEVATIONS
AE710	PRECAST PANEL DETAILS
FIRE PROTECTION	
FA001	FIRE ALARM LEGEND NOTES AND DETAILS
FA101	FIRE ALARM FLOOR PLANS
FP001	FIRE PROTECTION LEGEND, SCHEDULES AND DETAILS
FP101	FIRST LEVEL - FIRE PROTECTION PLAN
FP102	SECOND LEVEL - FIRE PROTECTION PLAN
FP103	THIRD LEVEL - FIRE PROTECTION PLAN
FP104	FOURTH LEVEL - FIRE PROTECTION PLAN
FP105	FIFTH LEVEL - FIRE PROTECTION PLAN
FP201	FIRE PROTECTION PIPING ISOMETRIC
PLUMBING	
P001	PLUMBING LEGEND, SCHEDULES AND DETAILS
P101	FIRST LEVEL - PLUMBING PLAN
P102	SECOND LEVEL - PLUMBING PLAN
P103	THIRD LEVEL - PLUMBING PLAN
P104	FOURTH LEVEL - PLUMBING PLAN
P105	FIFTH LEVEL - PLUMBING PLAN
P201	PLUMBING PIPING ISOMETRIC
MECHANICAL	
M-001	GENERAL NOTES, LEGEND, AND SCHEDULE
MH101	FIRST LEVEL PLAN
MH102	SECOND LEVEL PLAN (NOT USED)
MH103	THIRD LEVEL PLAN (NOT USED)
MH104	FOURTH LEVEL PLAN (NOT USED)
MH105	FIFTH LEVEL PLAN
ELECTRICAL	
E-001	ELECTRICAL LEGEND, NOTES AND ABBREVIATIONS
ES101	ELECTRICAL SITE PLAN
ES501	ELECTRICAL SITE DETAILS
ES502	ELECTRICAL SITE DETAILS
E-101	FIRST LEVEL - LIGHTING, POWER AND SYSTEMS PLAN
E-102	TYPICAL LEVELS SECOND-FOURTH - LIGHTING, POWER AND SYSTEMS PLAN
E-103	FIFTH LEVEL - LIGHTING, POWER AND SYSTEMS PLAN
E-600	ELECTRICAL DETAILS
E-600	RISER DIAGRAMS
E-700	SCHEDULES



SCO ID NUMBER: 18-19226-01A  
CODE: 41828  
ITEM: 301

CONTRACTOR  
**Balfour Beatty**  
Construction

DESIGNER

**CLARK NEXSEN**  
1523 ELIZABETH AVENUE, SUITE 300  
CHARLOTTE, NORTH CAROLINA 28204  
704-377-8800


CLARK NEXSEN LICENSE NUMBER: C-1028



13660 Ballantyne Corporate Place  
Suite 140  
Charlotte, NC 28277  
T: 704.247.6230  
[www.walkerconsultants.com](http://www.walkerconsultants.com)  
NC License No. F-0518



CIVIL ENGINEER  
243 NORTH FRONT STREET  
WILMINGTON, NORTH CAROLINA  
28401  
910.343.1048



NC CORPORATE ENGINEERING LICENSE #C-1028

SUBMITTAL  
03/29/2019  
**75% CONSTRUCTION DOCUMENTS**

REVISIONS

KEY PLAN

SHEET  
**COVER SHEET AND DRAWING INDEX**

**G001**

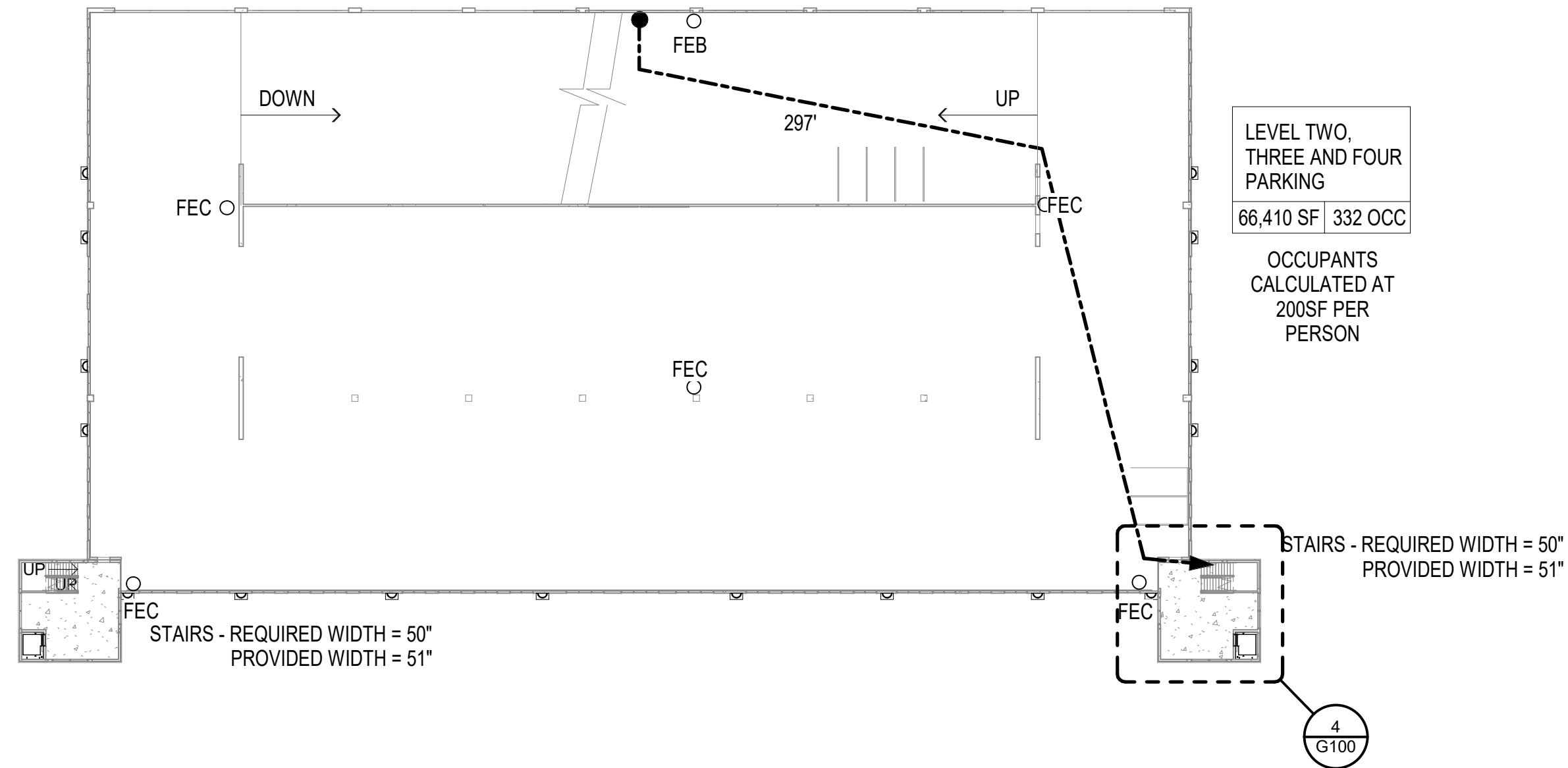
DESIGN: Designer  
DRAWN: Author  
REVIEW: Checker

CN 8112

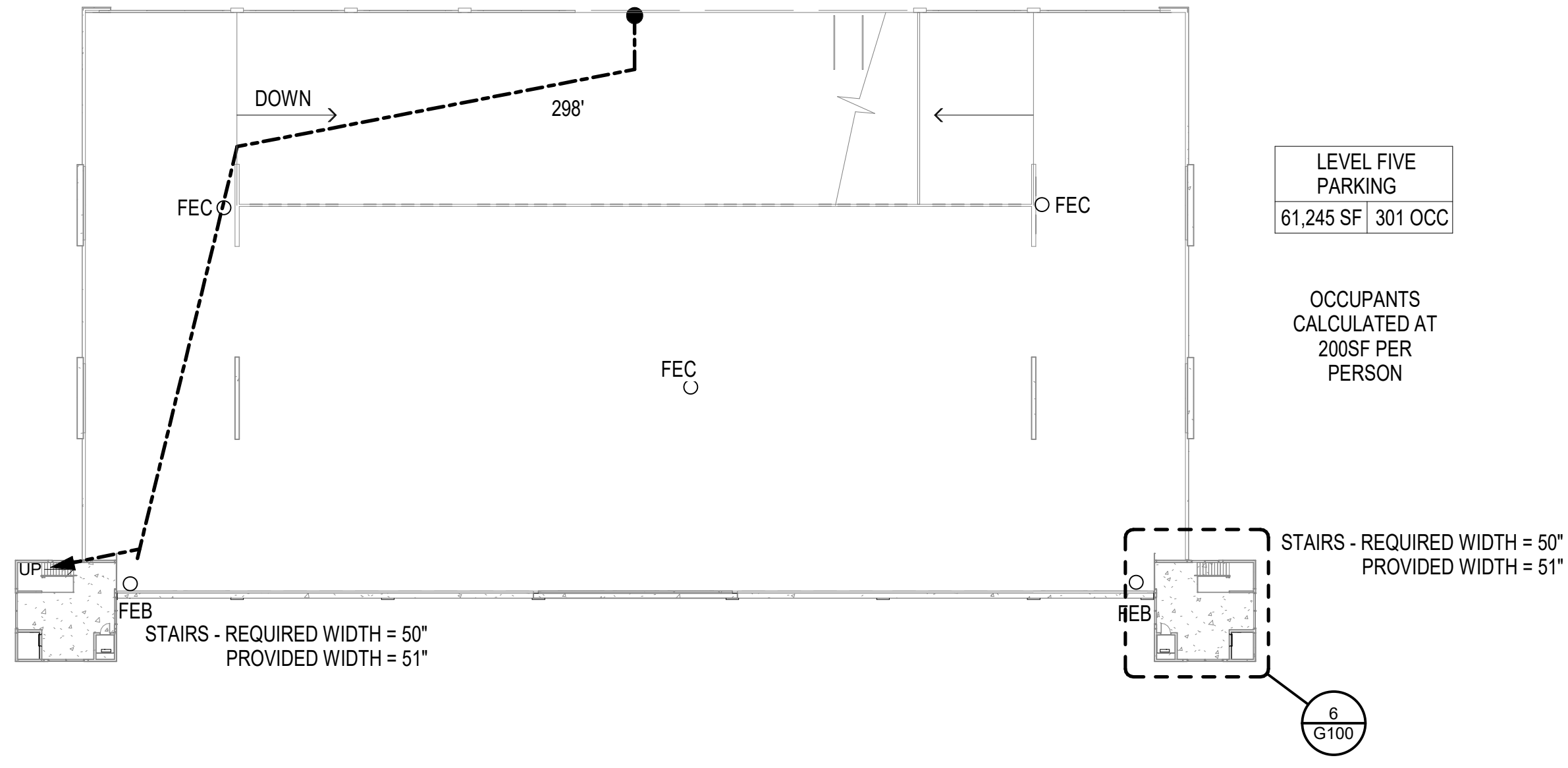


## A

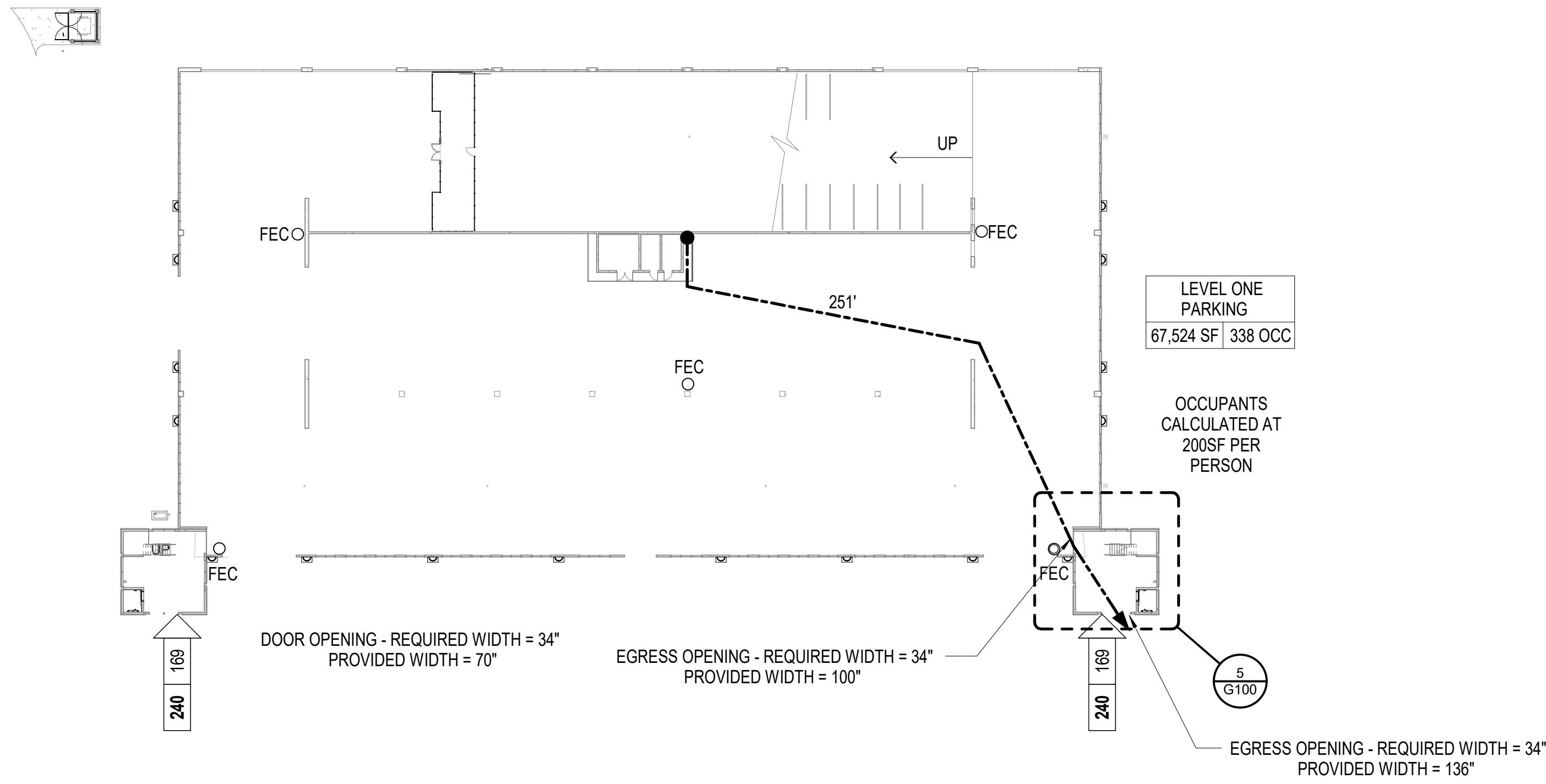
4/1/2019 2:12:23 PM  
C:\new\Projects\12\_12\_19\UNCW\_Parking\_Deck\_ILA17\_report.dwg



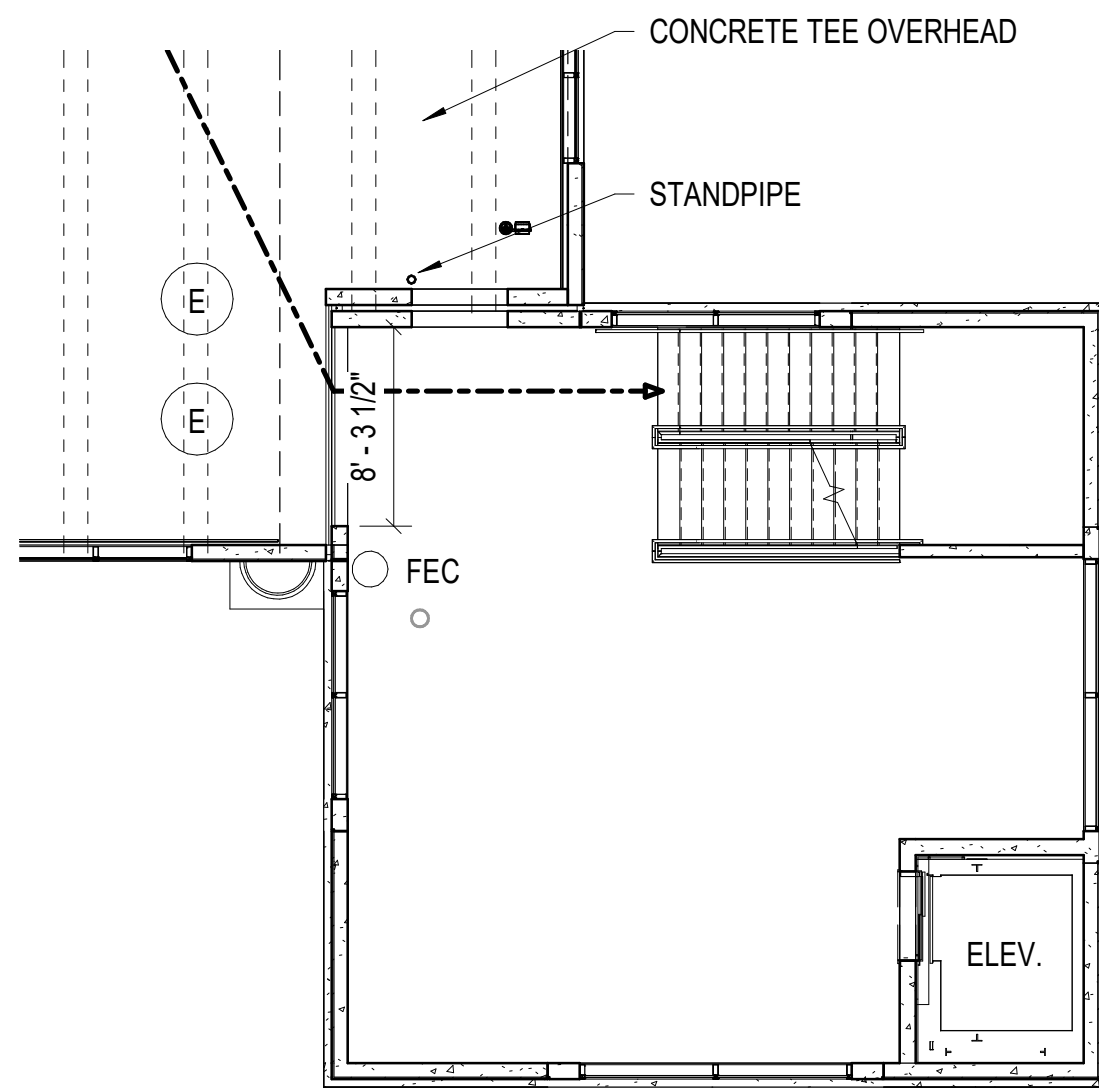
2 LIFE SAFETY PLAN - LEVELS 2 -4  
1" = 40'-0"



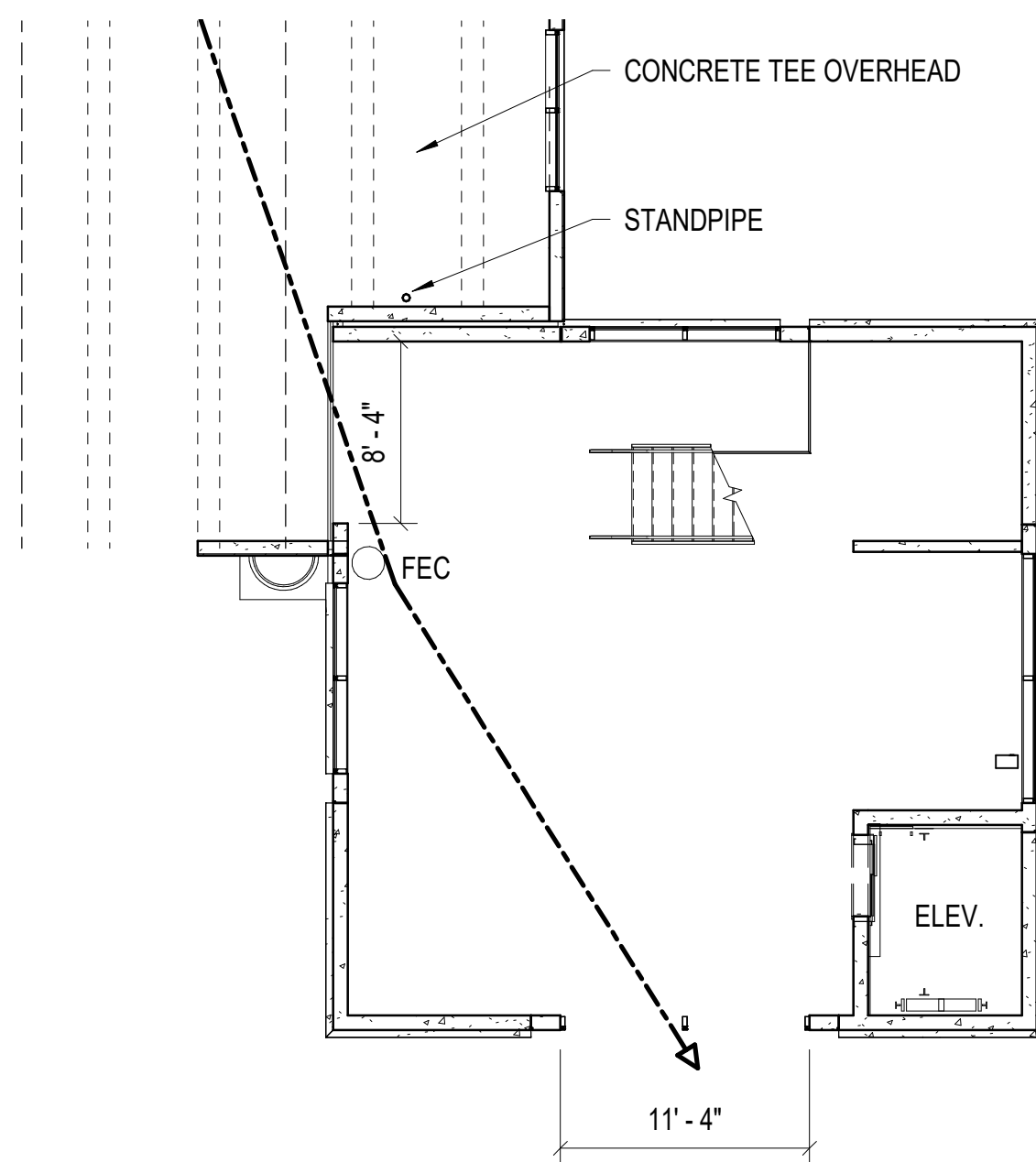
3 LIFE SAFETY PLAN - LEVEL 5  
1" = 40'-0"



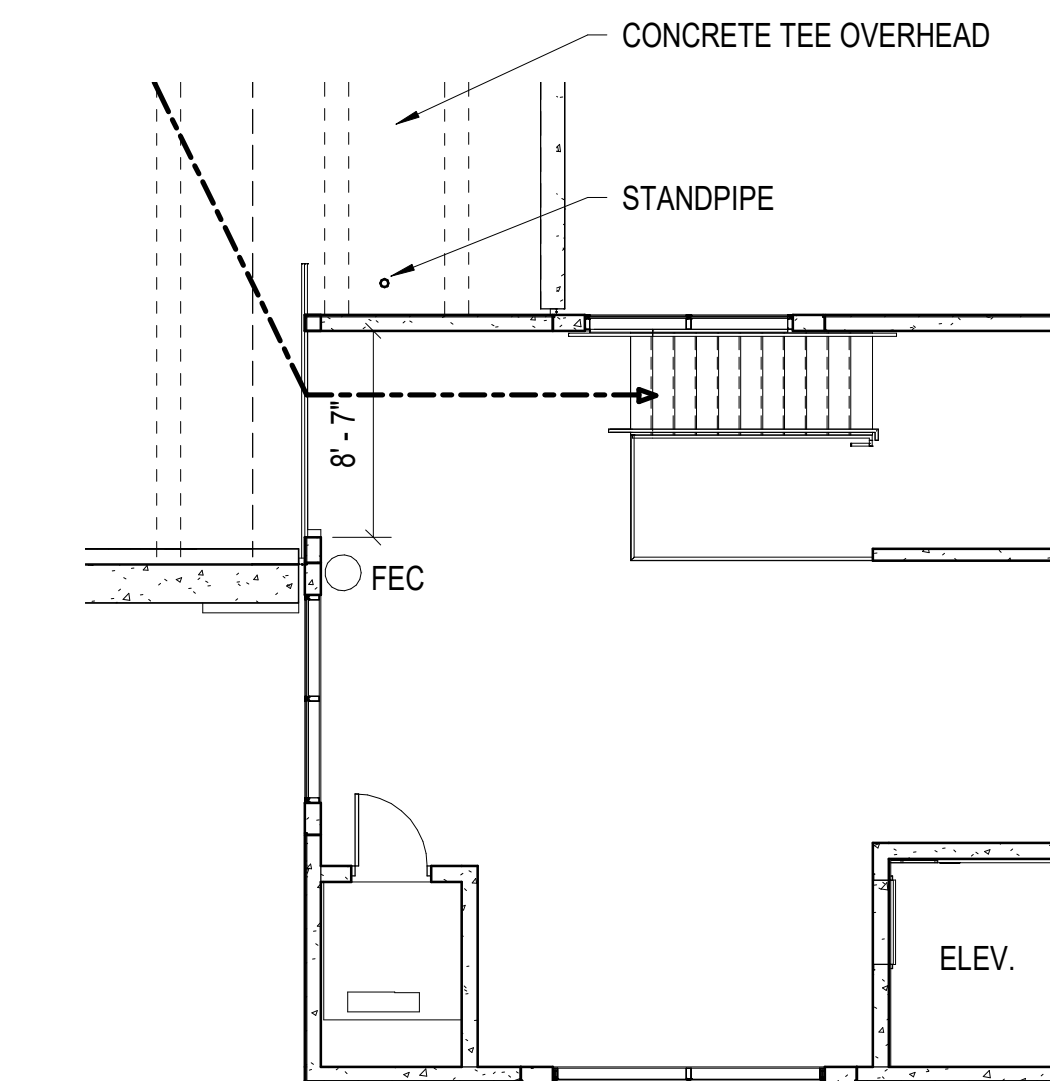
1 LIFE SAFETY PLAN - LEVEL 1  
1" = 40'-0"



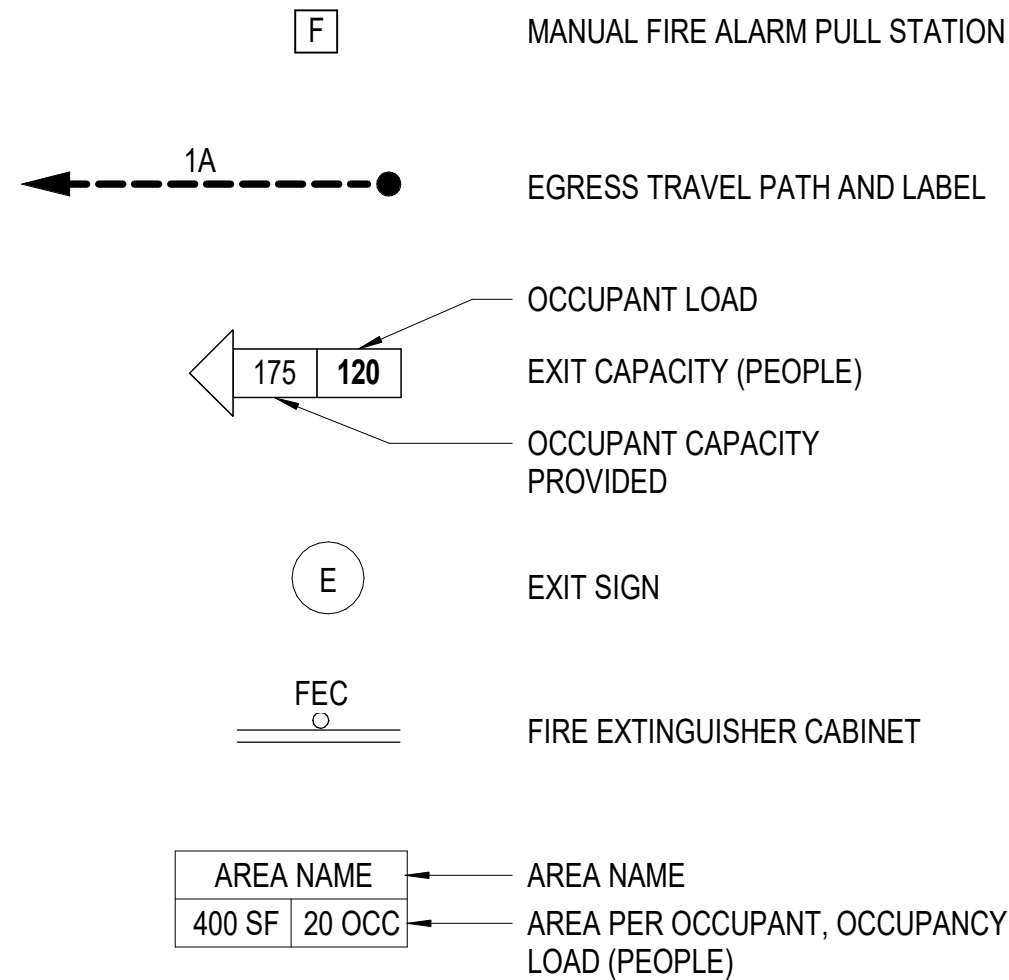
4 LIFE SAFETY PLAN - TYPICAL STAIR PLANS (LEVELS 2-4)  
1/8" = 1'-0"



5 LIFE SAFETY PLAN - TYPICAL STAIR PLAN (LEVEL 1)  
1/8" = 1'-0"



6 LIFE SAFETY PLAN - TYPICAL STAIR PLAN (LEVEL 5)  
1/8" = 1'-0"



LIFE SAFETY SYMBOL LEGEND  
1/8" = 1'-0"



1  
2  
3  
4  
5  
6  
E  
D  
C  
B  
A

HDWR #1:

Butt Hinges: Heavy Weight; 4 ball bearing hinge 5BB1HW SS; hinge size: 5" x 5"; flat button tips with non-removable pins (NPR); finish to be BHMA 630 Satin Stainless Steel (US32D)

Locks and Latches: Grade 1 Mortise; cylinder lock on exterior side of door; latch bolt retracted by lever/knob inside or key outside; outside lever/knob is always inoperable; auxiliary latch deadlocks latch bolt when door is closed; inside lever/knob is always free for immediate access; finish to be BHMA 626 Satin Chromium Plated Bronze (US26D)

Levers: Pair with locks; must meet accessibly requirements; owner to select from manufacturer's standard designs; finish to be BHMA 630 Satin Stainless Steel (US32D)

Floor Stop: Dome stop; finish to be BHMA 626 Satin Chrome Plated Bronze (US26D)

Threshold: Half saddle threshold similar to Zero 655A; finish Mill Aluminum BHMA 628 (US28)

Weather-strips and Sweeps: Weather-strips to be similar to Zero 1885 - EPDM rubber; Sweep to be similar Zero 39 (solid neoprene) – finish to be Mill Aluminum BHMA 628 (US28)

HDWR #2:

Butt Hinges: Heavy Weight; 4 ball bearing hinge 5BB1HW SS; hinge size: 5" x 5"; flat button tips with non-removable pins (NPR); finish to be BHMA 630 Satin Stainless Steel (US32D)

Locks and Latches: Grade 1 Mortise; cylinder lock on exterior side of door; provide mechanical multipoint similar to Schlage LM9280; outside lever retracts latch bolt only after inserting key and rotating 280 degrees; inside lever/knob is always free for immediate access; finish to be BHMA 626 Satin Chromium Plated Bronze (US26D)

Levers: Pair with locks; must meet accessibly requirements; owner to select from manufacturer's standard designs; finish to be BHMA 630 Satin Stainless Steel (US32D)

Floor Stop: Dome stop; finish to be BHMA 626 Satin Chrome Plated Bronze (US26D)

Threshold: Half saddle threshold similar to Zero 655A; finish Mill Aluminum BHMA 628 (US28)

Weather-strips and Sweeps: Weather-strips to be similar to Zero 1885 - EPDM rubber; Sweep to be similar Zero 39 (solid neoprene) – finish to be Mill Aluminum BHMA 628 (US28)

Meeting Stiles: Astragal to be similar to Zero 905; finish Satin Aluminum Clear Anodized 628 (US28)

HDWR #3

Butt Hinges: Standard Weight; 4 ball bearing hinge 5BB1 SS; hinge size: 4 1/2" x 4 1/2"; flat button tips with non-rising pins; finish to be BHMA 652 Satin Chrome (US26D)

Locks and Latches: Grade 1 Mortise; cylinder lock on exterior side of door; latch bolt retracted by lever/knob inside or key outside; outside lever/knob is always inoperable; auxiliary latch deadlocks latch bolt when door is closed; inside lever/knob is always free for immediate access; finish to be BHMA 626 Satin Chromium Plated Bronze (US26D)

Levers: Pair with locks; must meet accessibly requirements; owner to select from manufacturer's standard designs; finish to be BHMA 626 Satin Chrome (US32D)

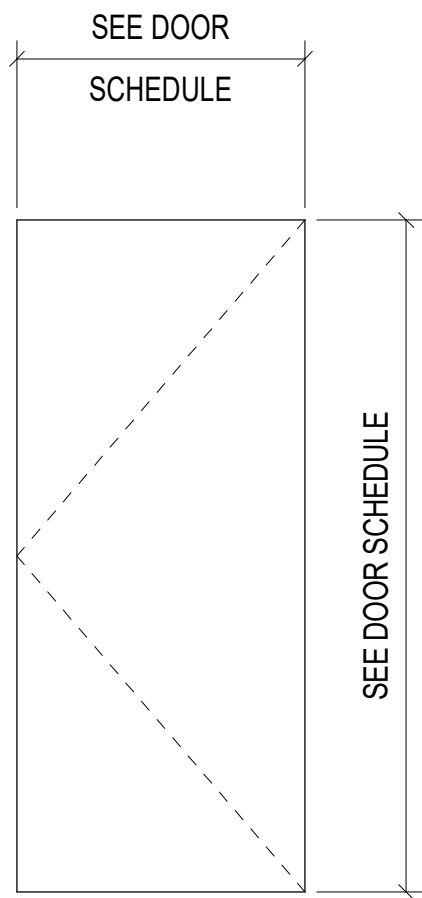
Floor Stop: Dome stop; finish to be BHMA 626 Satin Chrome Plated Bronze (US26D)

See Specifications for information on Camous Standards for Keving.

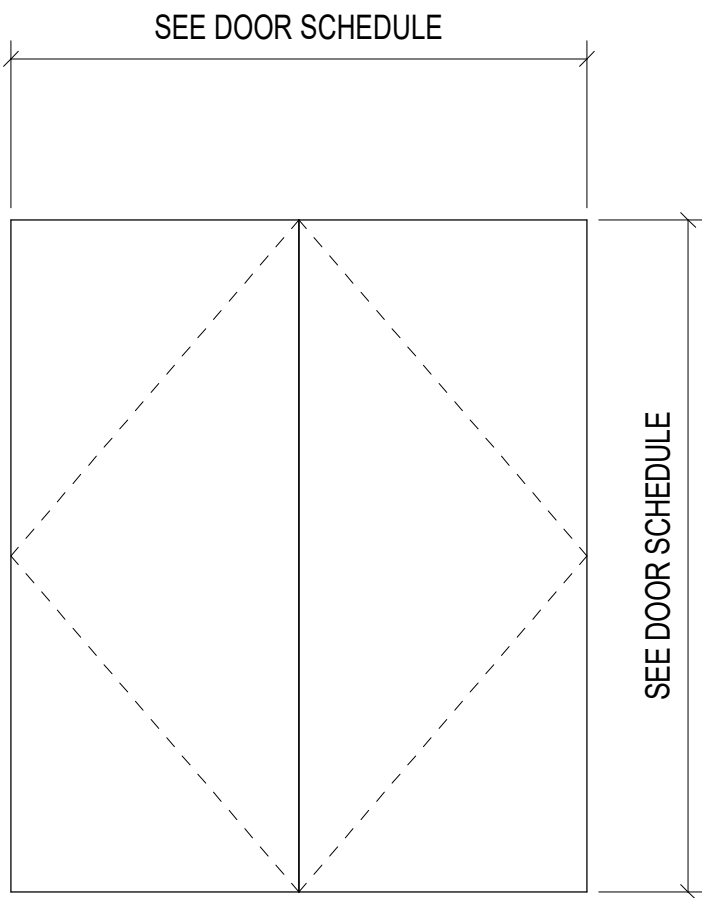
DOOR SCHEDULE										
DOOR NUMBER	ROOM NAME	DOOR TYPE	DOOR WIDTH	DOOR HEIGHT	DOOR MATERIAL	FRAME TYPE	FRAME MATERIAL	HEAD DETAIL	JAMB DETAIL	HARDWARE SET
105	SECURITY ROOM	D1	3'-0"	7'-0"	HM	F1	HM	H1	J1	HDWR #1
106	TELECOM ROOM	D1	3'-0"	7'-0"	HM	F1	HM	H1	J1	HDWR #1
1104	ELECTRICAL ROOM	D1	6'-0"	7'-0"	HM	F1	HM	H1 SIMILAR	J1 SIMILAR	HDWR #3
5102	ELEVATOR CONTROL ROOM	D1	3'-0"	7'-0"	HM	F1	HM	H1 SIMILAR	J1 SIMILAR	HDWR #3
5102	ELEVATOR CONTROL ROOM	D1	3'-0"	7'-0"	HM	F1	HM	H1 SIMILAR	J1 SIMILAR	HDWR #3
107A	STORAGE		6'-0"	7'-0"						

LEGEND:

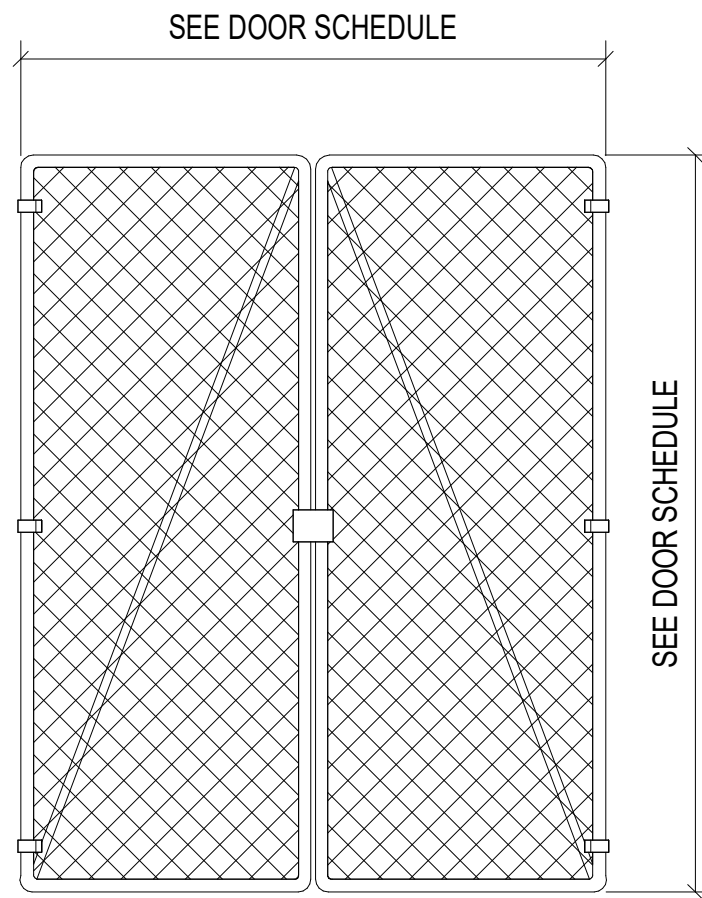
HM - HOLLOW METAL  
HDWR - HARDWARE



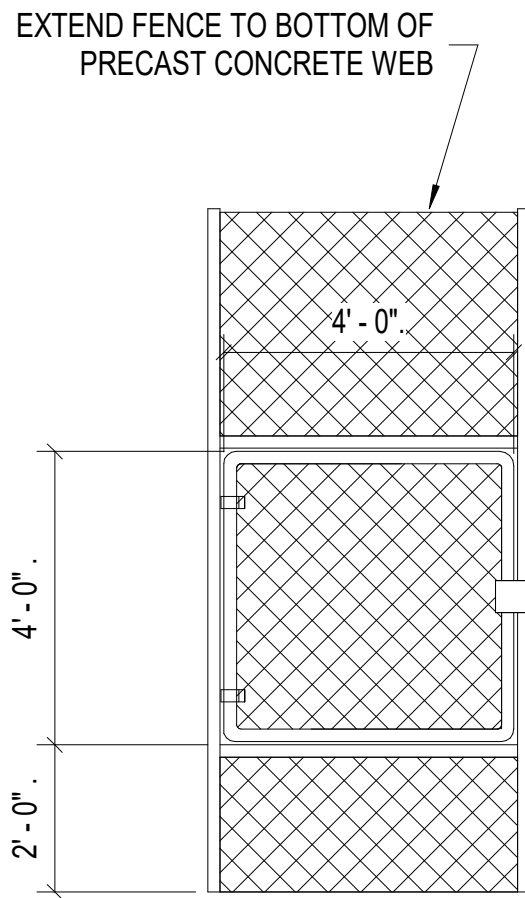
D1




D2



107A GATE



107B GATE

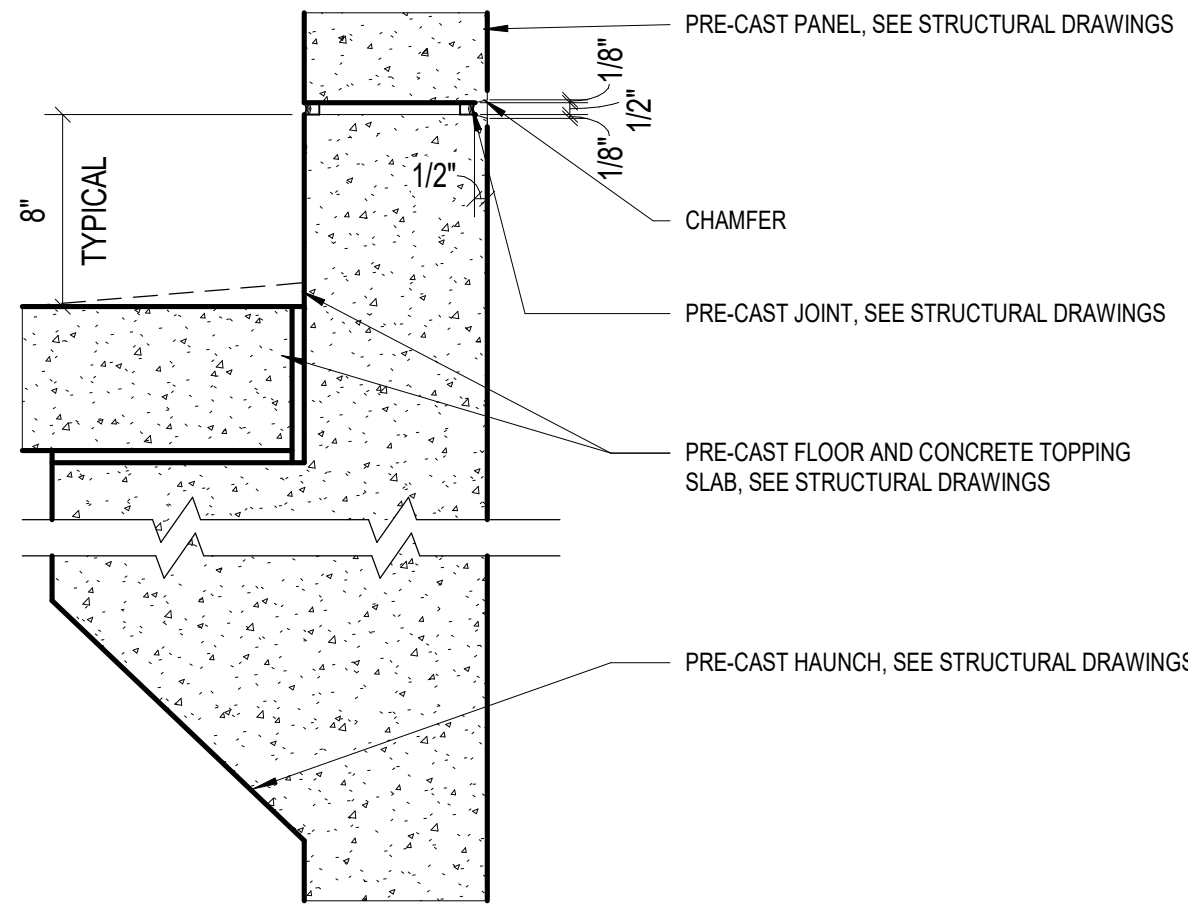


F1

DOOR TYPES

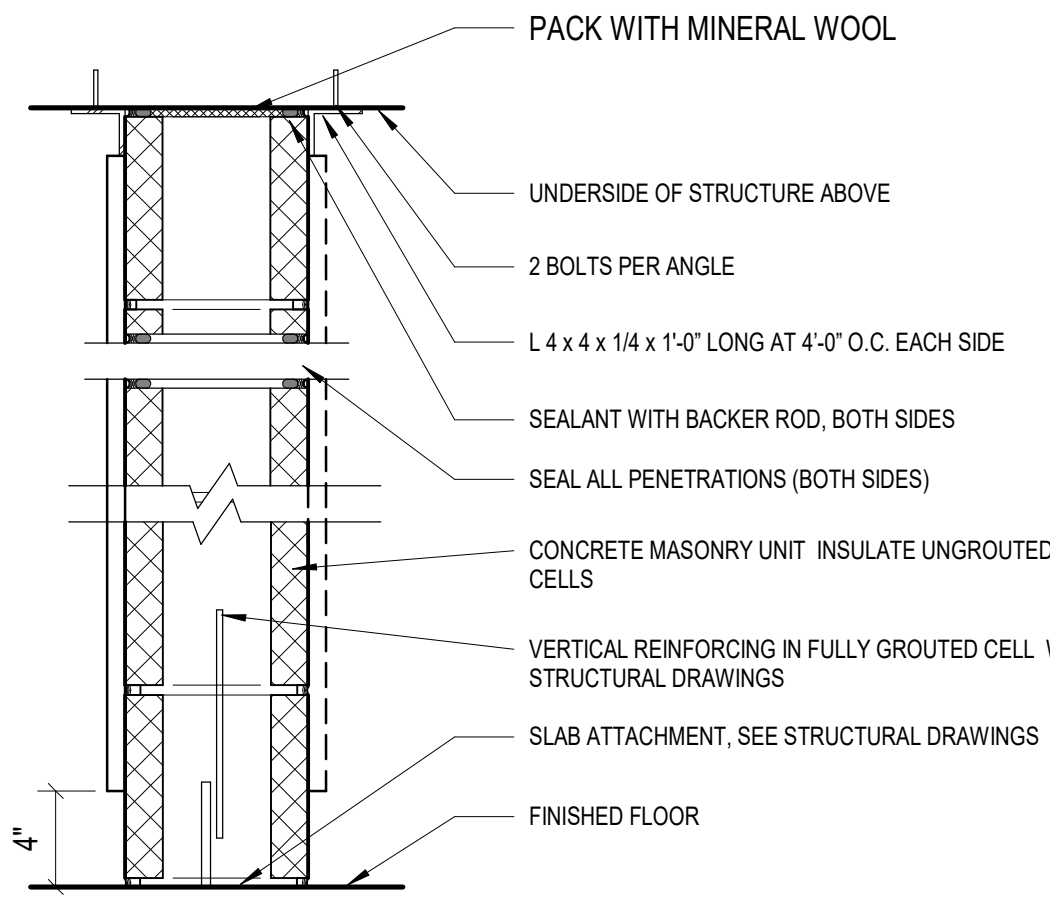
1/4" = 1'-0"

P TYPE PARTITIONS



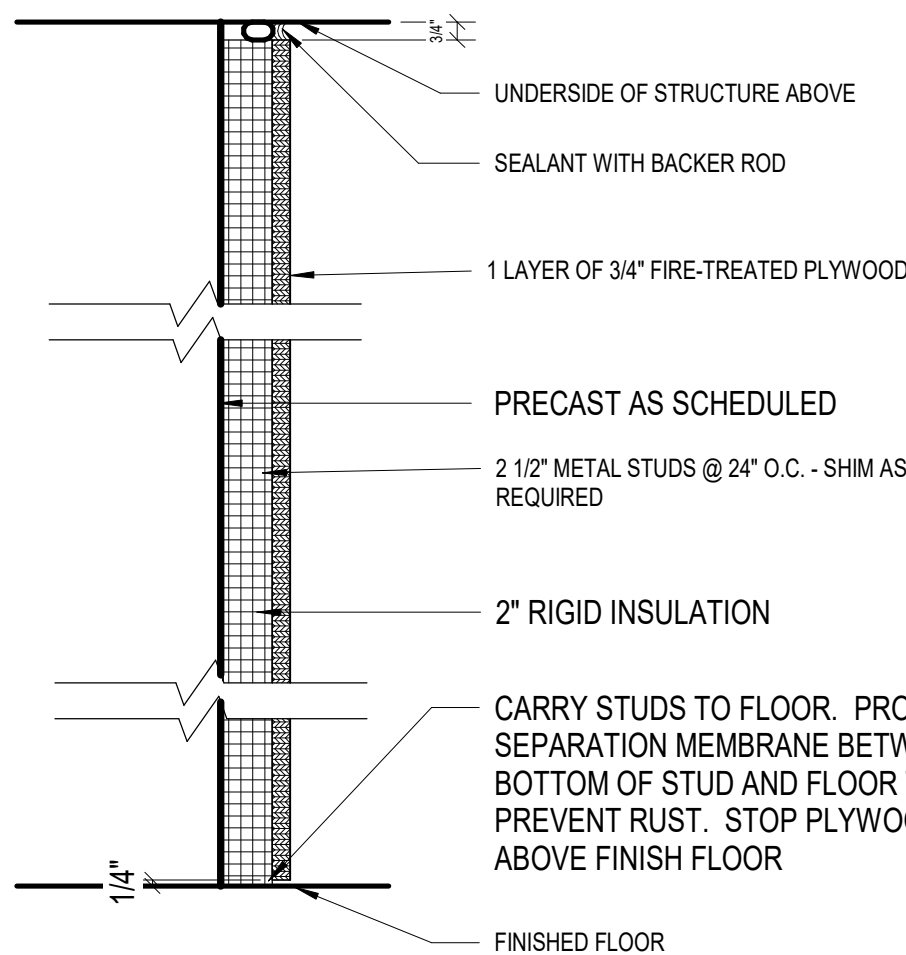
0P8	FIRE RATING 0HR	TESTING N/A	STC N/A	8" PRE-CAST PANEL
0P6	FIRE RATING 0 HR	TESTING N/A	STC N/A	6" PRE-CAST PANEL

M TYPE PARTITIONS

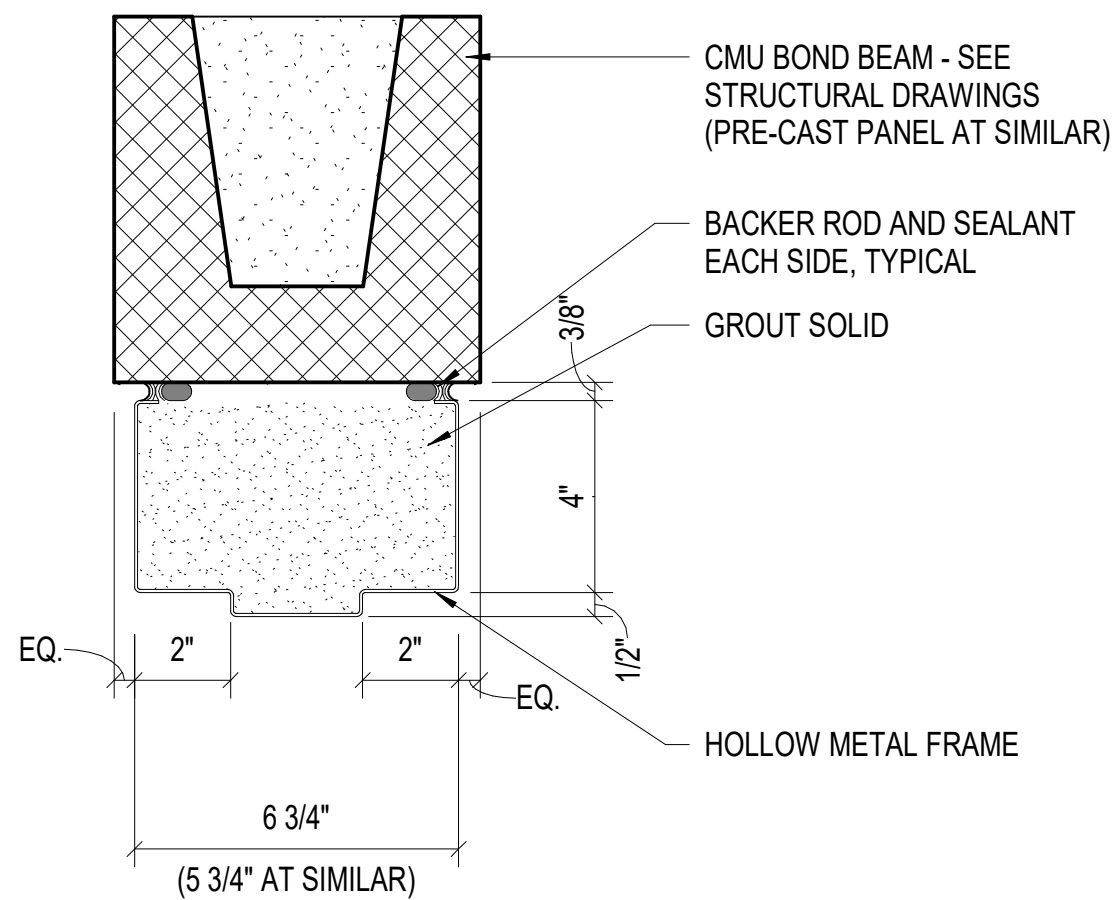


0M8	FIRE RATING 0HR	TESTING N/A	STC N/A	8" CONCRETE MASONRY UNIT
0M81	FIRE RATING 0 HR	TESTING N/A	STC N/A	8" CONCRETE MASONRY UNIT LAYER OF 3/4" FIRE-TREATED PLYWOOD ON ONE SIDE
0M82	FIRE RATING 0 HR	TESTING N/A	STC N/A	8" CONCRETE MASONRY UNIT LAYER OF 3/4" FIRE-TREATED PLYWOOD ON EACH SIDE

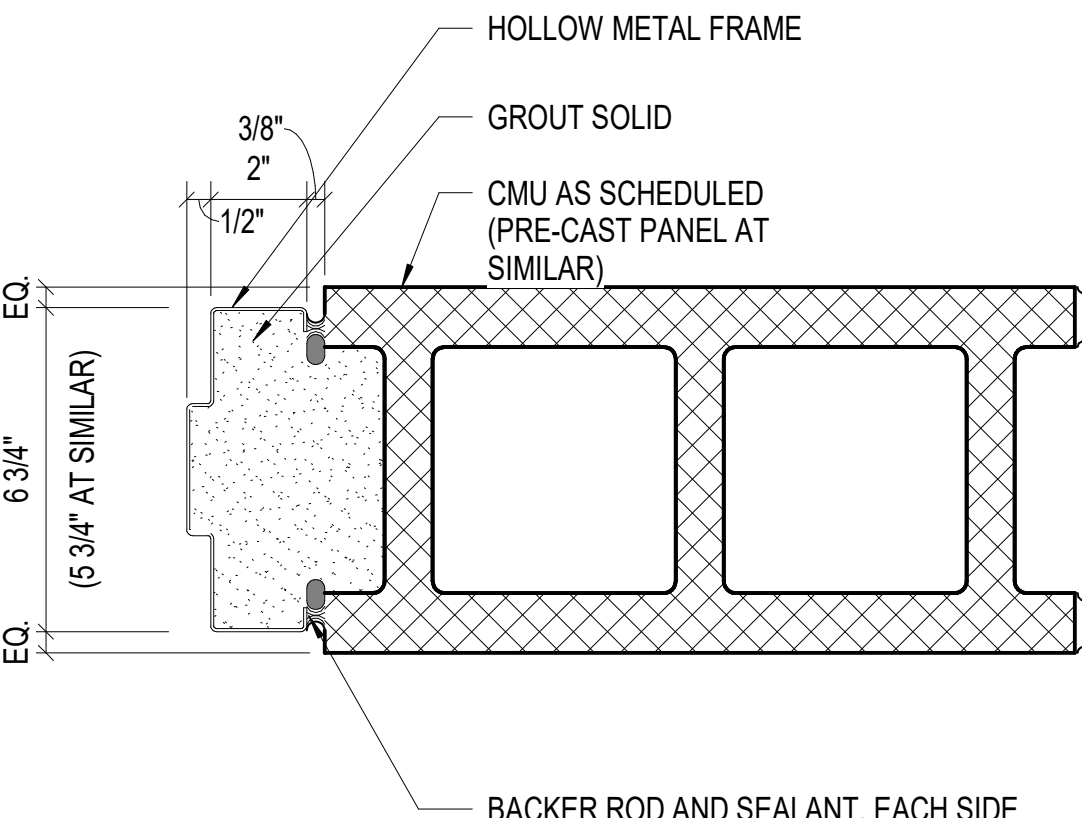
O SERIES PARTITIONS



0C0	FIRE RATING 0 HR	TEST NO. N/A	STC N/A	2X4 FIRE-TREATED WOOD BLOCKING @ 24" O.C.



H1

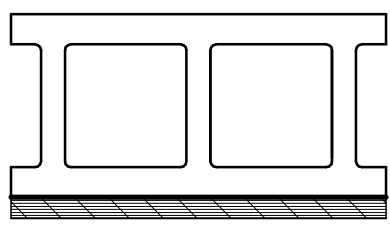


J1

GENERAL PARTITION NOTES

- A. ALL PARTITIONS EXTEND TO UNDERSIDE OF STRUCTURE UNLESS OTHERWISE NOTED.
- B. CEILING HEIGHTS AND LOCATION MAY VARY AT PARTITIONS; CONCRETE MASONRY UNITS AND PLYWOOD WILL BE CUT TO MATCH UNDERSIDE OF STRUCTURE UNLESS NOTED OTHERWISE.

PARTITION LEGEND

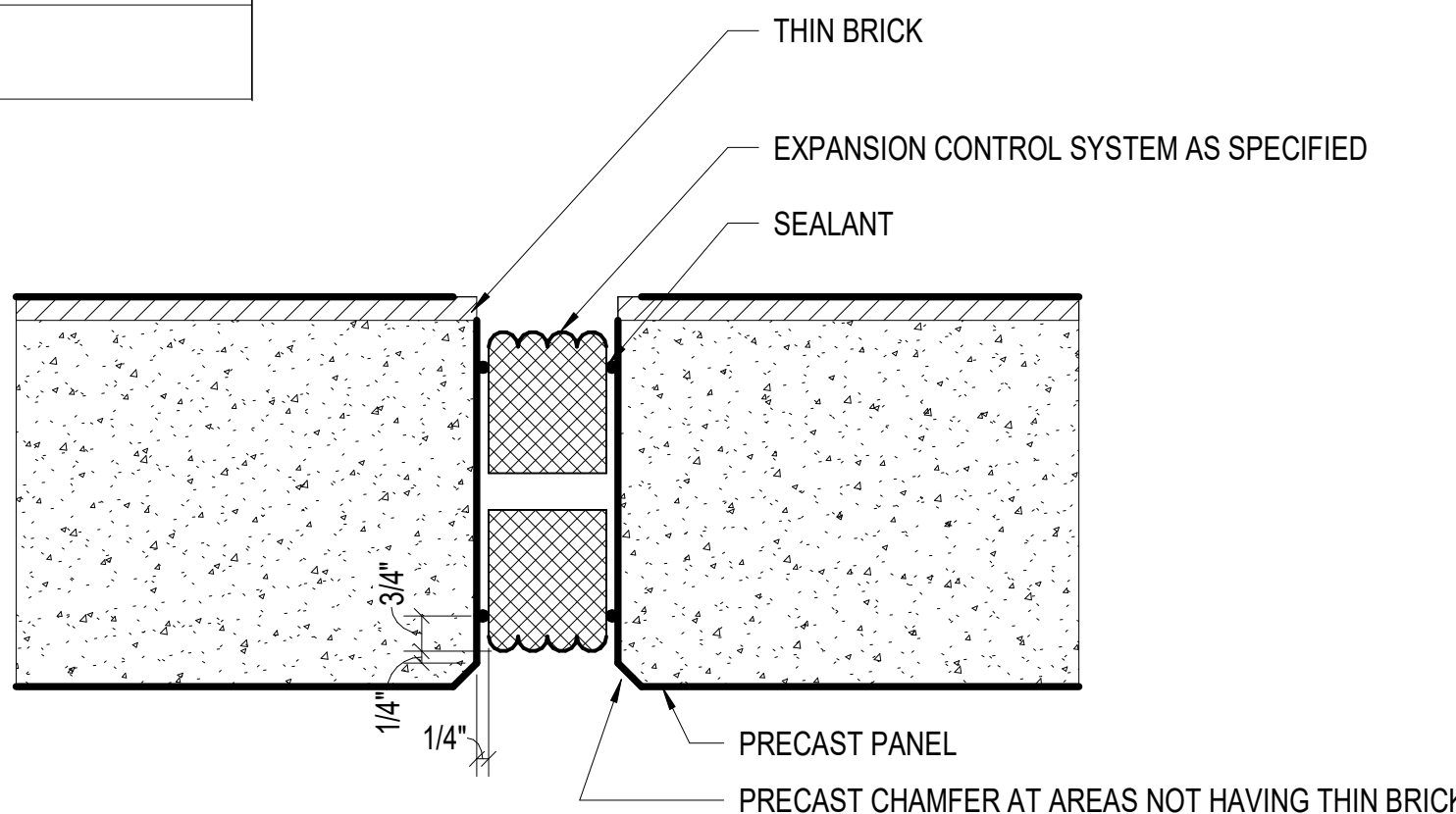


- PARTITION SERIES (TABLE C)
- NOMINAL DEPTH OF MATERIAL (TABLE B)
- TYPE OF MATERIAL (TABLE A)
- FIRE RATING 0=0 HR ; 1=1 HR; 2=2 HR; S=SMOKE

TABLE A - MATERIAL TYPES	
TYPE	MATERIAL
C	3/4" FIRE-TREATED PLYWOOD
M	CONCRETE MASONRY UNIT

TABLE B- FRAMING DEPTH SCHEDULE	
DEPTH OF MATERIAL	
0	2X4 NOMINAL FIRE TREATED WOOD BLOCKING AT 24" O.C., TYPICAL AND SHIMS AS REQUIRED WITH 2" RIGID INSULATION
8	8" NOMINAL CONCRETE MASONRY UNITS - INJECTED WITH FOAM INSULATION

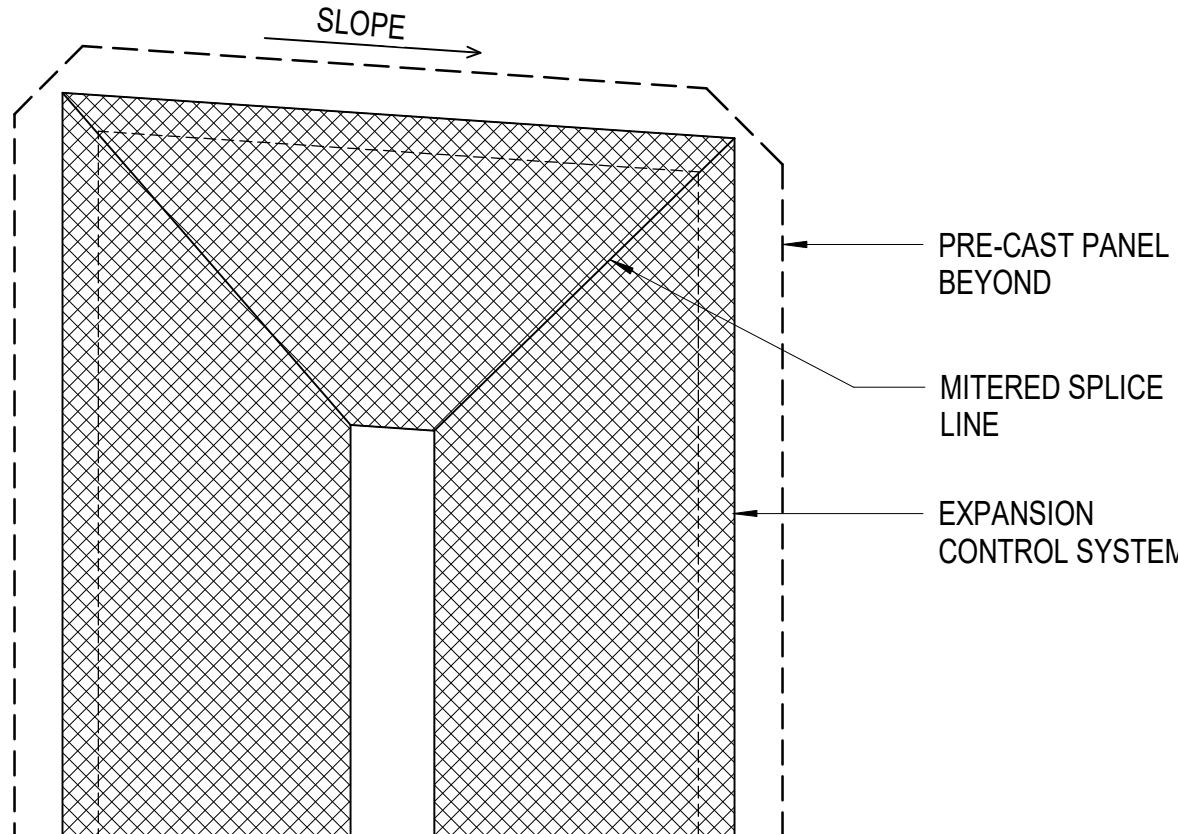
TABLE C - PARTITION SERIES CONSTRUCTION ASSEMBLY	
SERIES	PLYWOOD
1	1- LAYER OF PLYWOOD ON ROOM SIDE OF CMU
2	1- LAYER OF PLYWOOD ON EACH SIDE OF CMU



NOTE: REFER TO MANUFACTURER'S RECOMMENDATIONS FOR INSTALLATION

EXPANSION CONTROL SYSTEM - PLAN VIEW

3" = 1'-0"



REFER TO MANUFACTURER'S RECOMMENDATIONS FOR INSTALLATION

SECTION VIEW TOP OF PRECAST - EXPANSION CONTROL SYSTEM

NOT TO SCALE

**UNCW**  
UNIVERSITY of NORTH CAROLINA WILMINGTON  
601 S COLLEGE ROAD  
WILMINGTON, NORTH CAROLINA 28403  
PARKING DECK II AND SURFACE  
PARKING (DESIGN-BUILD)  
SOUTH CAMPUS - 4965 RIEGEL ROAD

SCO ID NUMBER: 18-19226-01A  
CODE: 41828  
ITEM: 301

CONTRACTOR  
**Balfour Beatty Construction**

DESIGNER

**CLARK NEXSEN**  
1523 ELIZABETH AVENUE, SUITE 300  
CHARLOTTE, NORTH CAROLINA 28204  
704-377-8800

CLARK NEXSEN LICENSE NUMBER: C-1028

**WALKER CONSULTANTS**

13860 Ballantyne Corporate Place  
Suite 140  
Charlotte, NC 28277  
T: 704.247.6230  
[www.walkerconsultants.com](http://www.walkerconsultants.com)  
NC License No. F-0518

**MCKIM&CREED**

CIVIL ENGINEER  
243 NORTH FRONT STREET  
WILMINGTON, NORTH CAROLINA  
28401  
910.343.1048

PROFESSIONAL SEAL



NC CORPORATE ENGINEERING LICENSE #C-1028

SUBMITTAL

03/29/2019

75% CONSTRUCTION DOCUMENTS

REVISIONS

KEY PLAN

SHEET

DOOR SCHEDULE, PARTITION TYPES AND DETAILS

G101

DESIGN: Designer  
DRAWN: Author  
REVIEW: Checker

CN 8112



4/1/2019 7:59:42 AM  
C:\revit\Projects\UNC\Wilmington Deck II.rvt\_roygarham.rvt

1  
E  
D  
C  
B  
A

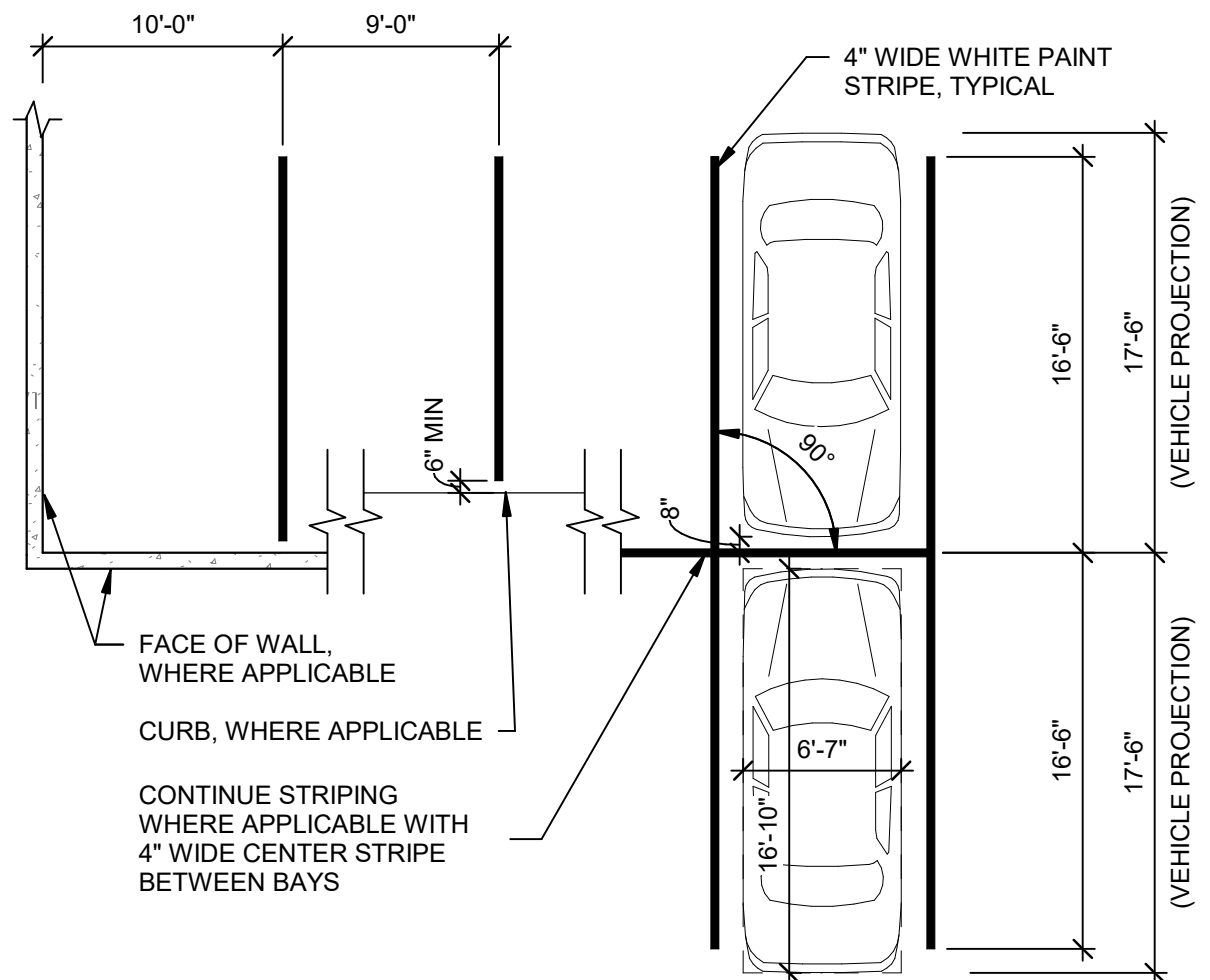
2

3

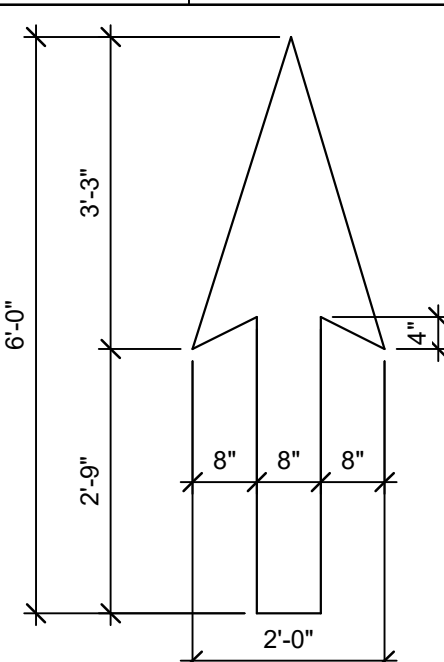
4

5

6

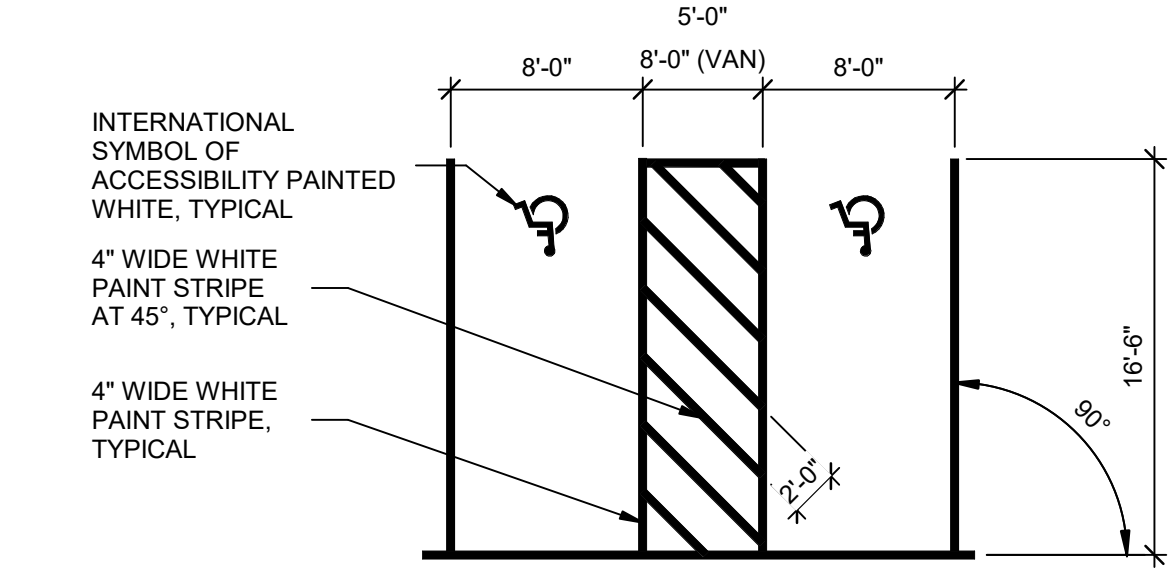


5 90° STRIPING DETAIL  
1/8" = 1'-0"



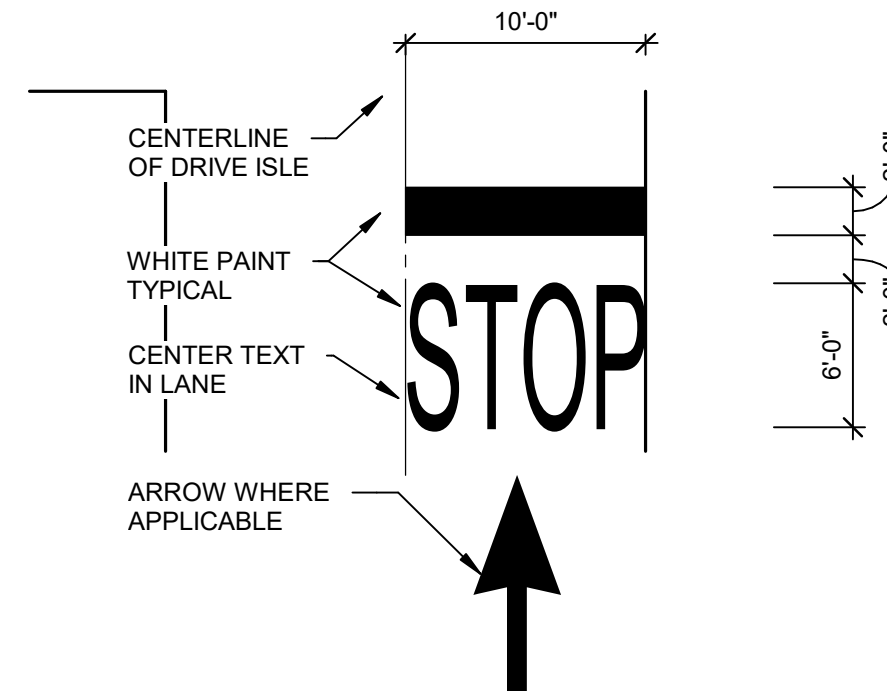
4 TYPICAL ARROW DETAIL  
1/2" = 1'-0"

NOTE: PAINT ARROWS SOLID WHITE, UNLESS NOTED OTHERWISE.

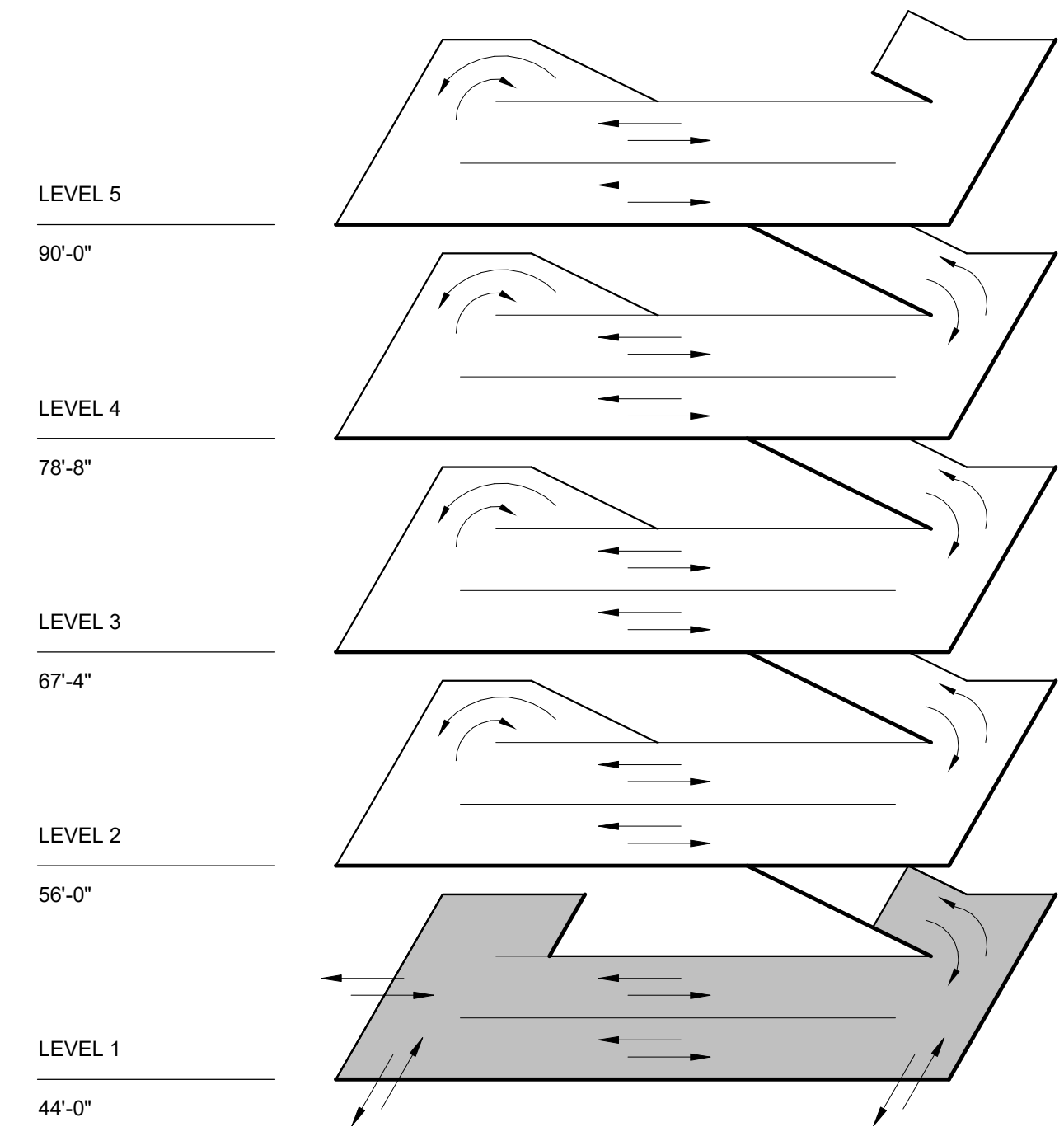


3 90° STRIPING DETAIL  
1/8" = 1'-0"

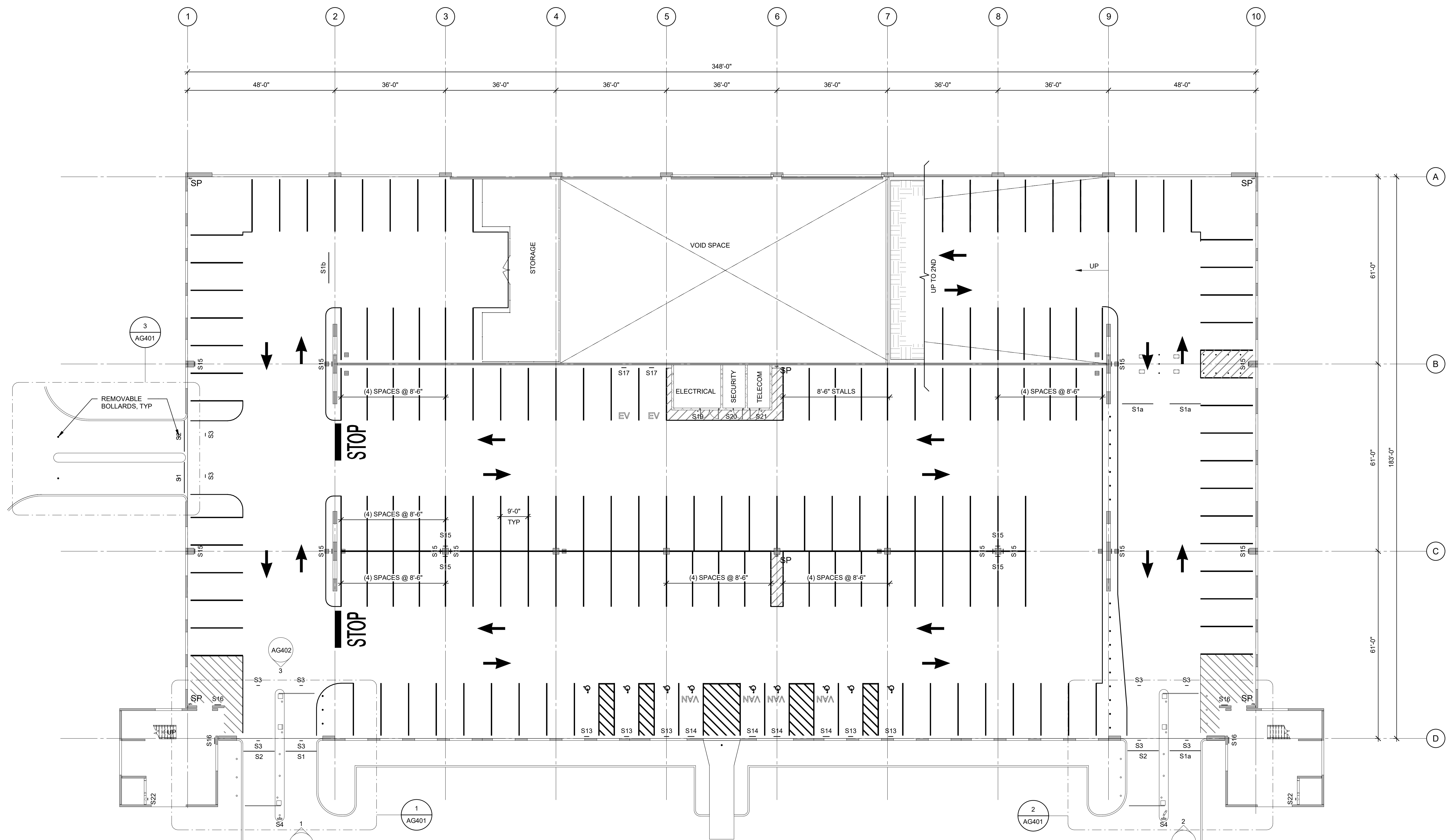
A-PARKING SCHEDULE - OVERALL				
TIER	STANDARD	ACCESSIBLE CAR	ACCESSIBLE VAN	TOTAL
LEVEL 1	144	0	0	144
LEVEL 2	206	4	0	210
LEVEL 3	206	4	0	210
LEVEL 4	206	4	0	210
LEVEL 5	203	0	0	203
	965	17	4	986



2 STOP LINE  
1/8" = 1'-0"




ISOMETRIC



1 LEVEL 1 STRIPING PLAN  
1/16" = 1'-0"

## SHEET NOTES

- FOR TYPICAL STRIPING DETAILS AND FLOOR ARROWS SEE THIS SHEET AND SHEET AG102.
- ALL DIMENSIONS FOR STRIPING ARE FROM FACE OF COLUMN OR INSIDE FACE OF WALL, UNO.
- FOR FLOOR ELEVATIONS SEE "S-100" SERIES DRAWINGS.
- FOR ENLARGED STAIR / ELEVATOR PLANS & ELEVATIONS SEE "S-400 & A-400" SERIES DRAWINGS.
- FOR BUILDING ELEVATIONS SEE "A-200" SERIES DRAWINGS.



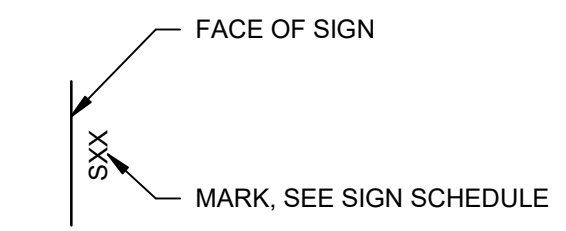
SCO ID NUMBER: 18-19226-01A  
CODE: 441828  
ITEM: 301

CONTRACTOR  
**Balfour Beatty Construction**

DESIGNER  
**CLARK NEXSEN**  
1523 ELIZABETH AVENUE, SUITE 300  
CHARLOTTE, NORTH CAROLINA 28204  
704-377-8800  
CLARK NEXSEN LICENSE NUMBER: C-1028

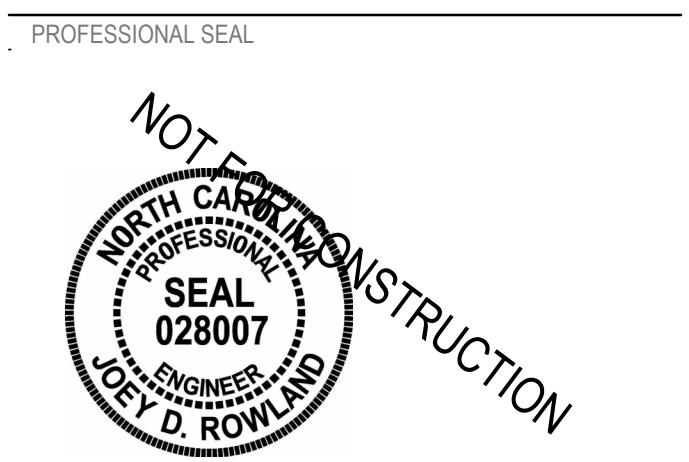
**WALKER CONSULTANTS**  
13660 Ballantyne Corporate Place  
Suite 140  
Charlotte, NC 28277  
T: 704.247.6230  
www.walkerconsultants.com  
NC License No. F-0518

**MCKIM&CREED**  
CIVIL ENGINEER  
243 NORTH FRONT STREET  
WILMINGTON, NORTH CAROLINA  
28401  
910.343.1048



SIGN KEY

NOTE:  
FOR SIGN SCHEDULE, NOTES, AND  
MOUNTING DETAILS, SEE AG600  
SERIES SHEETS



SUBMITTAL  
03-29-2019  
75% CONSTRUCTION DOCUMENTS

REVISIONS

KEY PLAN

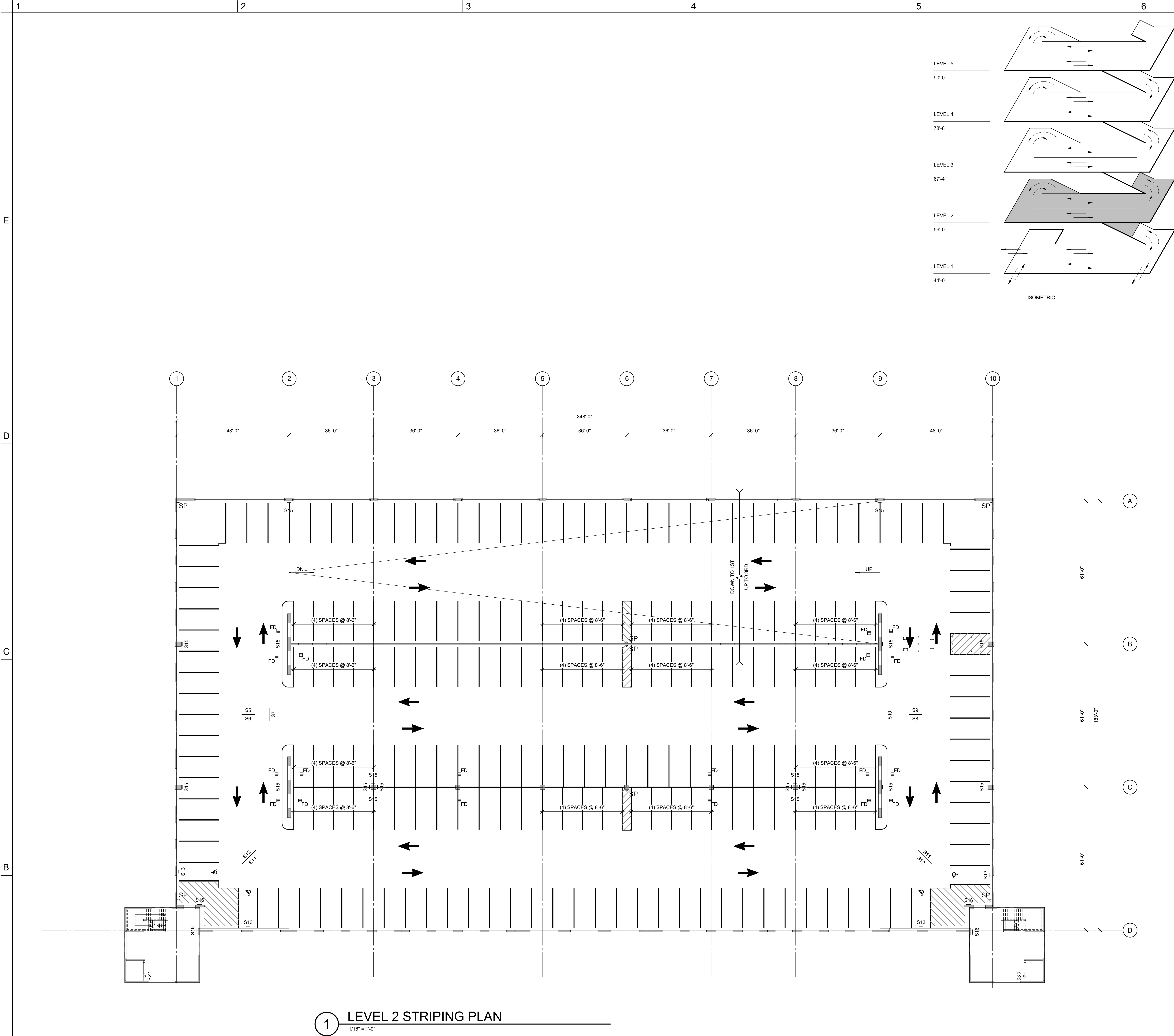
SHEET  
LEVEL 1 STRIPING PLAN

AG101

DESIGN: Designer  
DRAWN: Author  
REVIEW: Checker  
ON PROJECT NUMBER



4/1/2019 7:59:43 AM  
C:\new\Projects\UNC\Wilmington Deck II.rvt\_roy.garbanov



1 LEVEL 2 STRIPING PLAN  
1/16" = 1'-0"

## SHEET NOTES

1. REFER TO SHEET AG101 FOR GENERAL NOTES.



UNIVERSITY of NORTH CAROLINA WILMINGTON  
601 S COLLEGE ROAD  
WILMINGTON, NORTH CAROLINA 28403  
PARKING DECK II AND SURFACE  
PARKING (DESIGN-BUILD)  
SOUTH CAMPUS - 4965 RIEGEL ROAD

SCO ID NUMBER: 18-19226-01A  
CODE: 441828  
ITEM: 301

CONTRACTOR  
**Balfour Beatty**  
Construction

DESIGNER



**CLARK NEXSEN**  
1523 ELIZABETH AVENUE, SUITE 300  
CHARLOTTE, NORTH CAROLINA 28204  
704-377-8800

CLARK NEXSEN LICENSE NUMBER: C-1028




**WALKER**  
CONSULTANTS

13660 Ballantyne Corporate Place  
Suite 140  
Charlotte, NC 28277  
T: 704.247.6230  
[www.walkerconsultants.com](http://www.walkerconsultants.com)  
NC License No. F-0518



CIVIL ENGINEER  
243 NORTH FRONT STREET  
WILMINGTON, NORTH CAROLINA  
28401  
910.343.1048

PROFESSIONAL SEAL



SUBMITTAL

03-29-2019

75% CONSTRUCTION  
DOCUMENTS

REVISIONS


KEY PLAN

SHEET

LEVEL 2 STRIPING PLAN

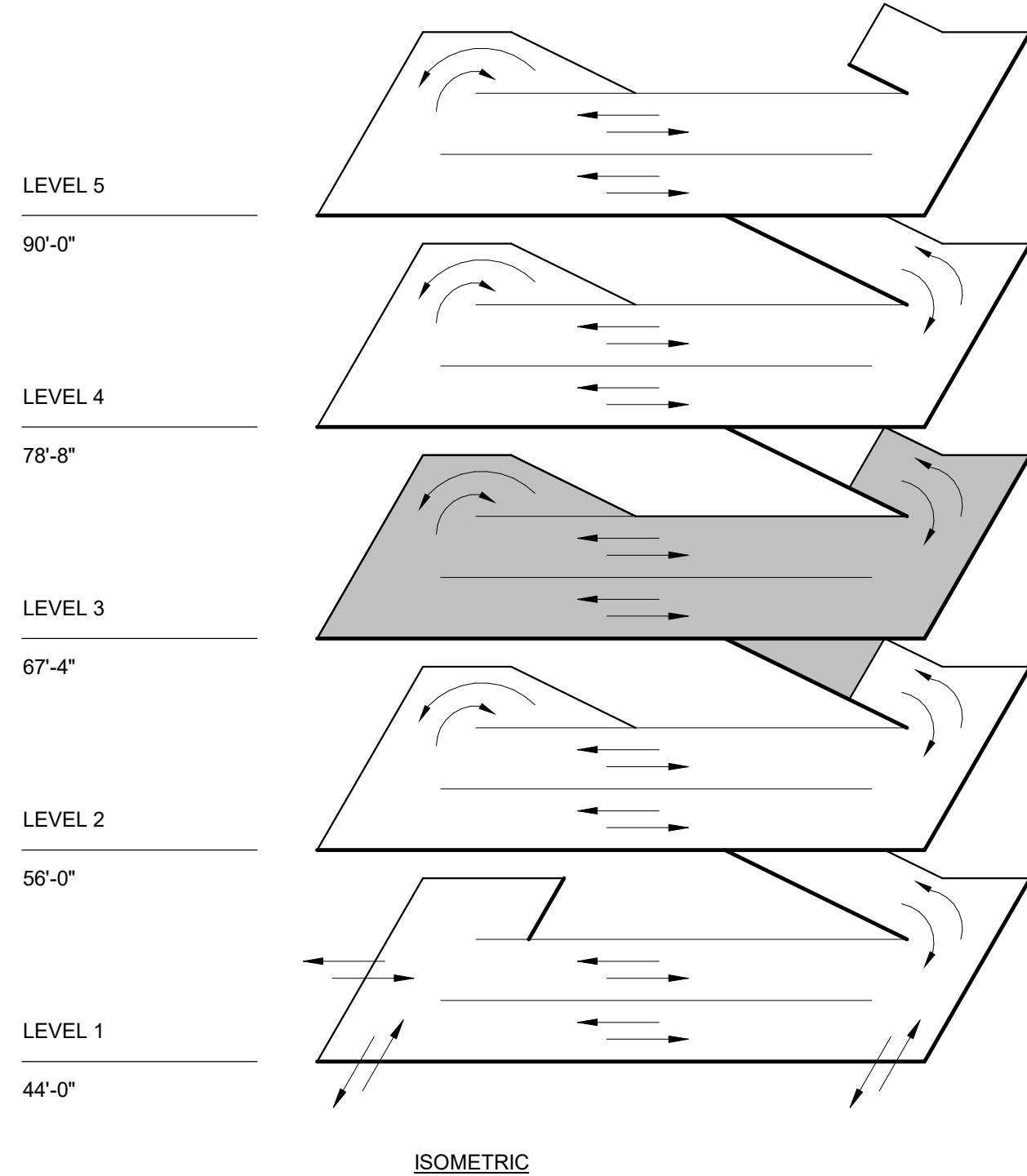
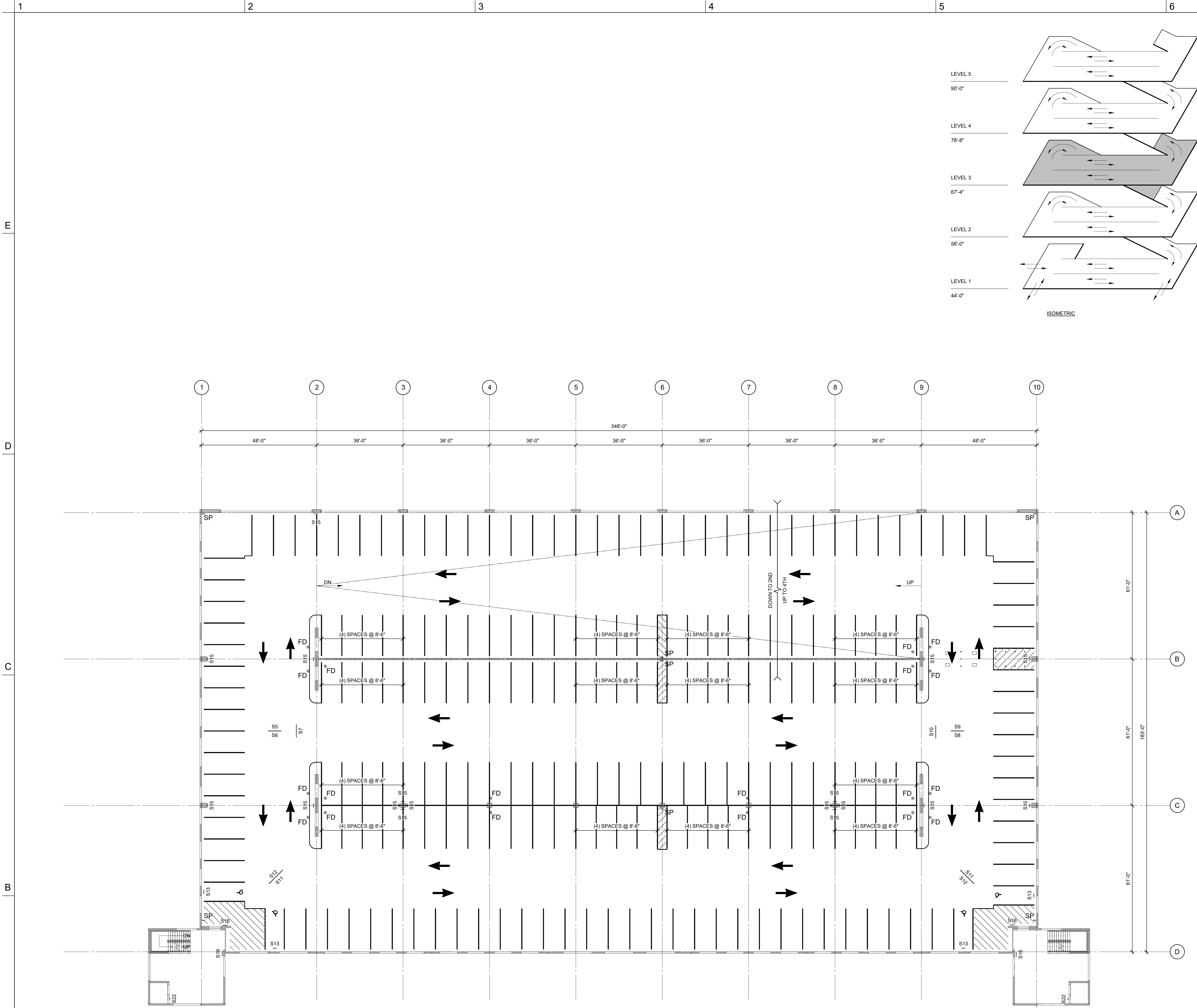
AG102

DESIGN: Designer  
DRAWN: Author  
REVIEW: Checker

ON PROJECT  
NUMBER




4/1/2019 7:50:44 AM  
C:\new\Projects\UNC\Wilmington Deck II.rvt\_roy.garbanham.rvt



## SHEET NOTES

1. REFER TO SHEET AG101 FOR GENERAL NOTES.



SCO ID NUMBER: 18-19226-01A  
CODE: 441828  
ITEM: 301

CONTRACTOR  
**Balfour Beatty**  
Construction

DESIGNER



**CLARK NEXSEN**  
1523 ELIZABETH AVENUE, SUITE 300  
CHARLOTTE, NORTH CAROLINA 28204  
704-377-8800

CLARK NEXSEN LICENSE NUMBER: C-1028



13660 Ballantyne Corporate Place  
Suite 140  
Charlotte, NC 28277  
T: 704.247.6230  
[www.walkerconsultants.com](http://www.walkerconsultants.com)  
NC License No. F-0518



CIVIL ENGINEER  
243 NORTH FRONT STREET  
WILMINGTON, NORTH CAROLINA  
28401  
910.343.1048

PROFESSIONAL SEAL



SUBMITTAL

03-29-2019

75% CONSTRUCTION  
DOCUMENTS

REVISIONS


KEY PLAN

SHEET

LEVEL 3 STRIPING PLAN

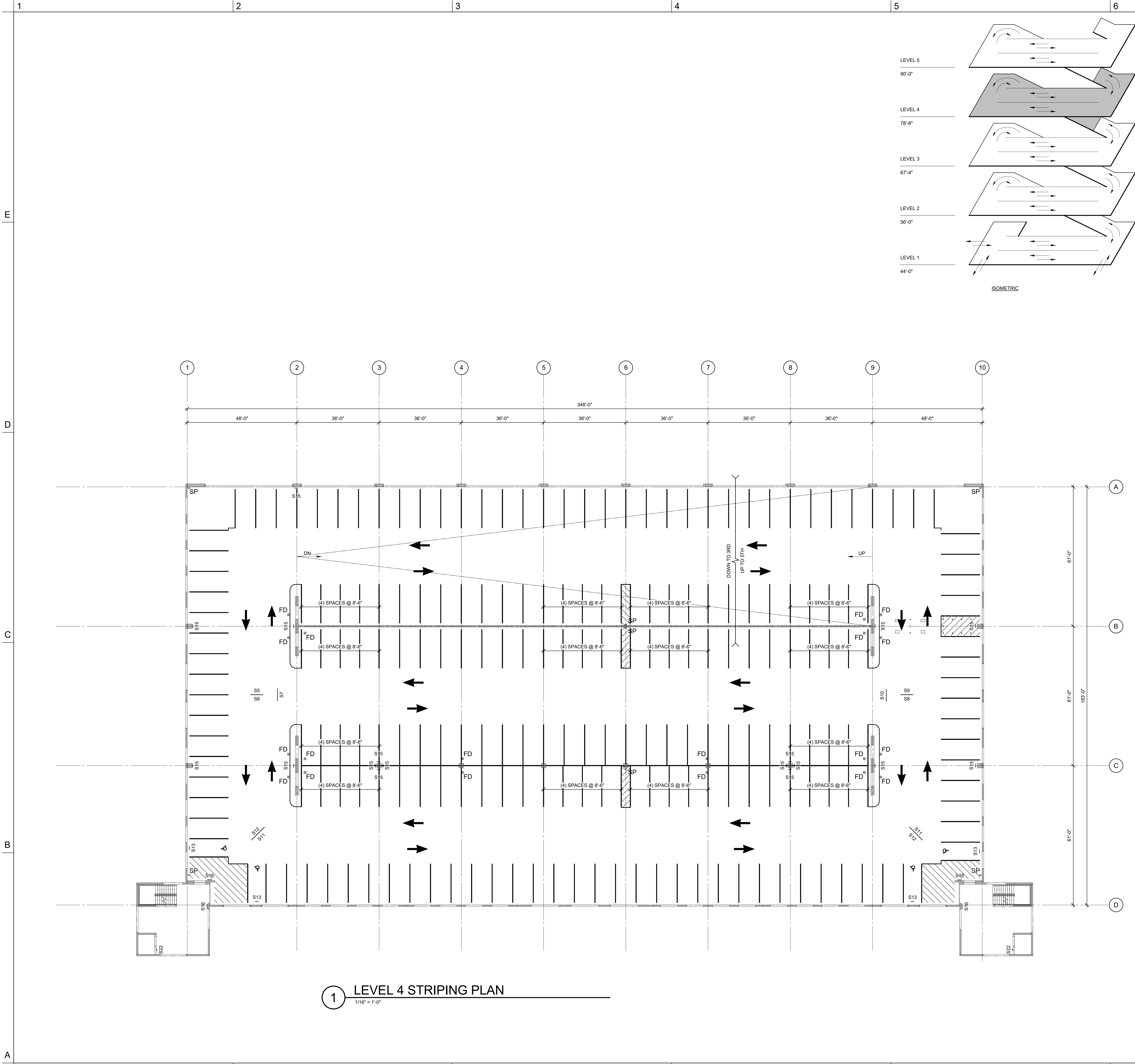
# AG103

DESIGN: Designer  
DRAWN: Author  
REVIEW: Checker

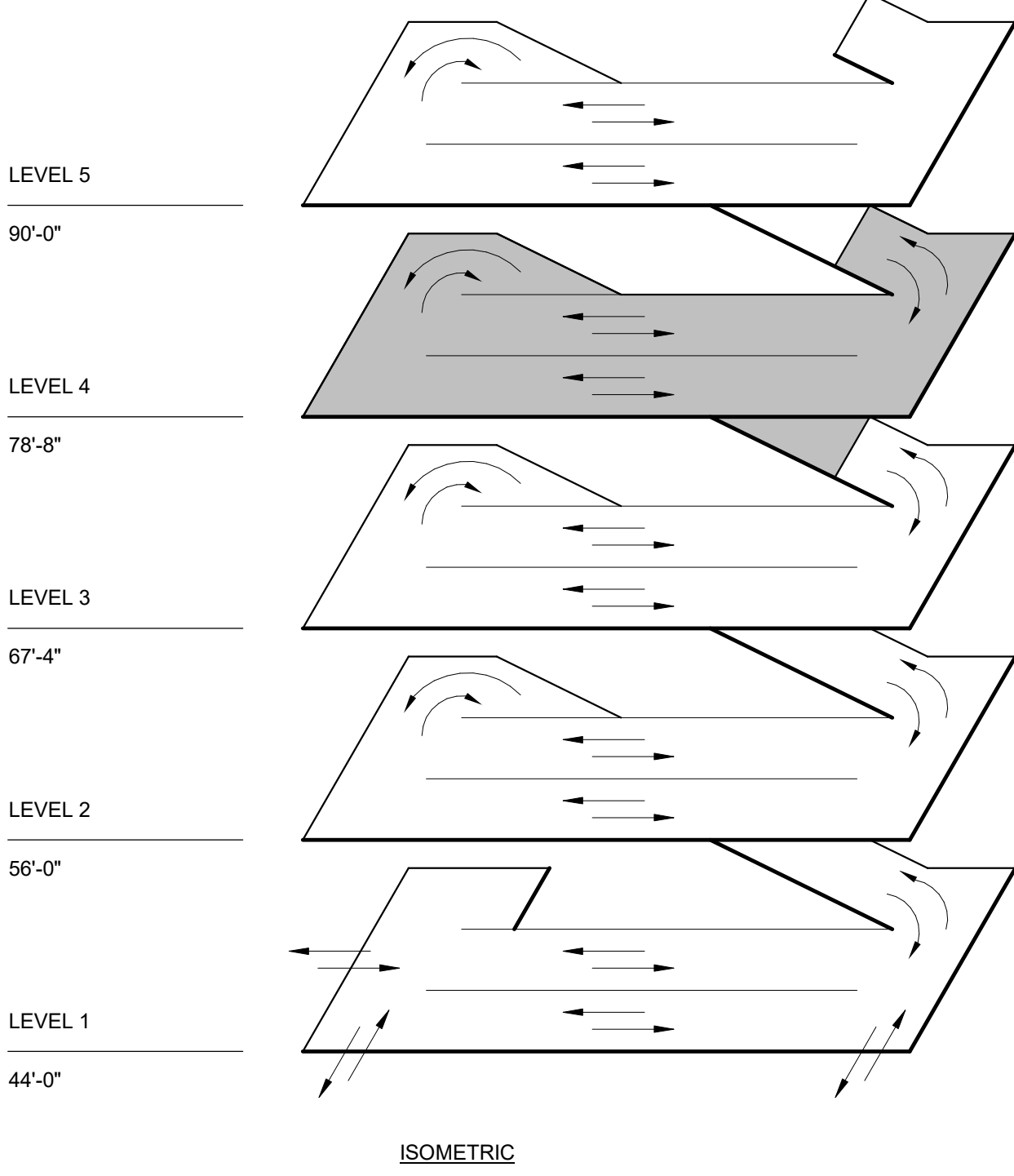
ON PROJECT  
NUMBER



4/1/2019 7:59:45 AM  
C:\new\Projects\UNC\Wilmington Deck II.rvt\_roy.garbanov



1 LEVEL 4 STRIPING PLAN  
1/16" = 1'-0"



SHEET NOTES

1. REFER TO SHEET AG101 FOR GENERAL NOTES.



SCO ID NUMBER: 18-19226-01A  
CODE: 441828  
ITEM: 301


CONTRACTOR  
**Balfour Beatty**  
Construction

DESIGNER  
**CLARK NEXSEN**  
1523 ELIZABETH AVENUE, SUITE 300  
CHARLOTTE, NORTH CAROLINA 28204  
704-377-8800  
CLARK NEXSEN LICENSE NUMBER: C-1028

**WALKER**  
CONSULTANTS  
13660 Ballantyne Corporate Place  
Suite 140  
Charlotte, NC 28277  
T: 704.247.6230  
[www.walkerconsultants.com](http://www.walkerconsultants.com)  
NC License No. F-0518

**MCKIM&CREED**  
CIVIL ENGINEER  
243 NORTH FRONT STREET  
WILMINGTON, NORTH CAROLINA  
28401  
910.343.1048

PROFESSIONAL SEAL



SUBMITTAL  
03-29-2019  
75% CONSTRUCTION  
DOCUMENTS

REVISIONS

KEY PLAN

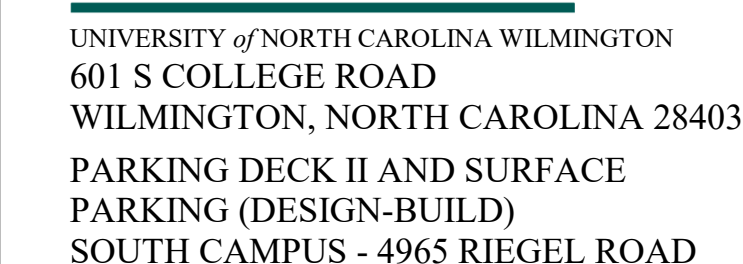
SHEET  
LEVEL 4 STRIPING PLAN

AG104

DESIGN: Designer  
DRAWN: Author  
REVIEW: Checker  
ON PROJECT  
NUMBER



1. REFER TO SHEET AG101 FOR GENERAL NOTES



SCO ID NUMBER: 18-19226-01A  
CODE: 441828  
ITEM: 301

CONTRACTOR  
**Balfour Beatty**  
Construction

DESIGNER

CLARKNEXSEN

1523 ELIZABETH AVENUE, SUITE 300  
CHARLOTTE, NORTH CAROLINA 28204  
704-377-8800

CLARK NEXSEN LICENSE NUMBER: C-1028



13860 Ballantyne Corporate Place  
Suite 140  
Charlotte, NC 28277  
T: 704.247.6230  
[www.walkerconsultants.com](http://www.walkerconsultants.com)  
NC License No. F-0518



CIVIL ENGINEER  
243 NORTH FRONT STREET  
WILMINGTON, NORTH CAROLINA  
28401  
910.343.1048

---

PROFESSIONAL SEAL



---

SUBMITTAL

03-29-2019

75% CONSTRUCTION DOCUMENTS

REVISIONS

### KEY PLAN

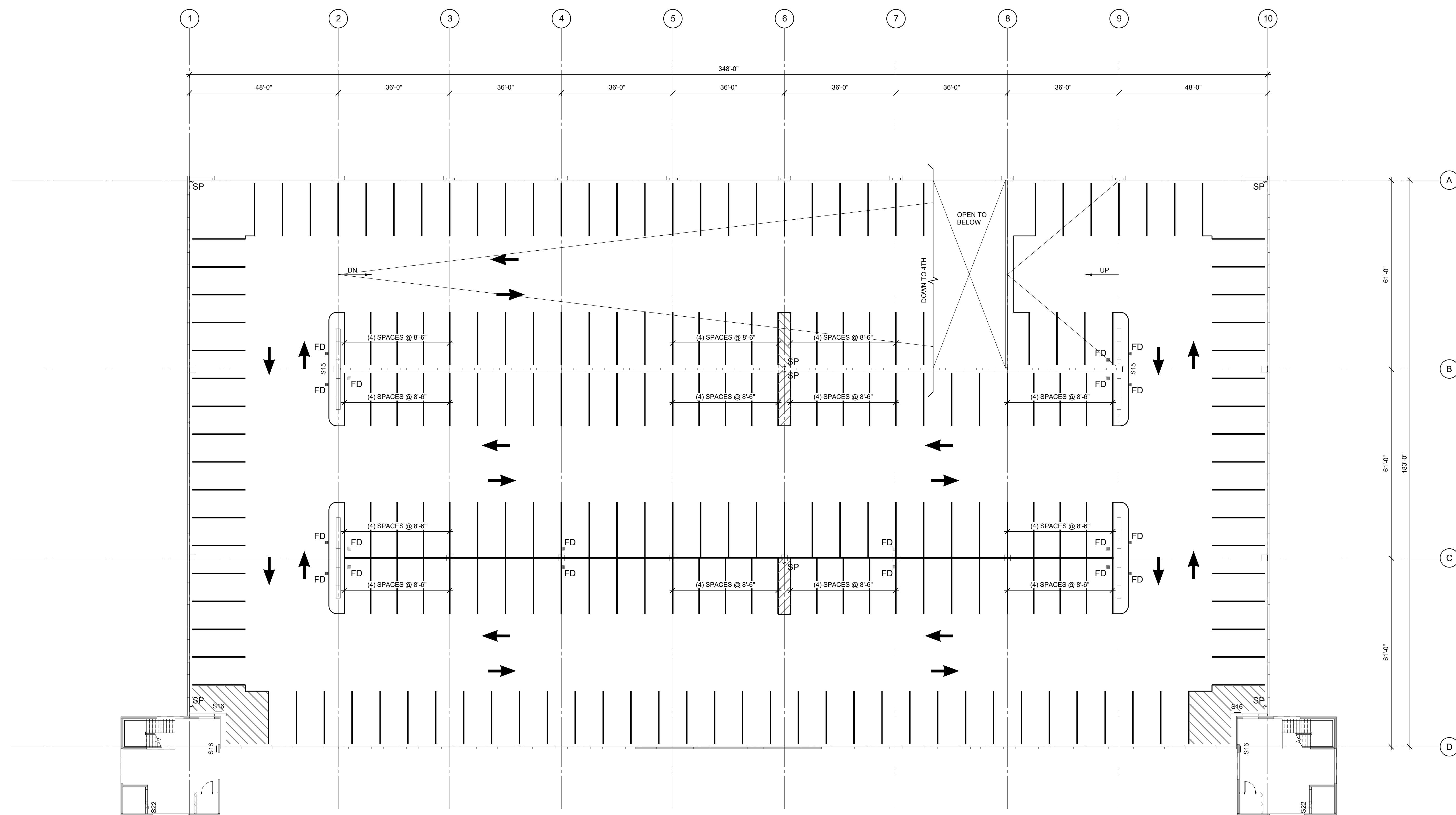
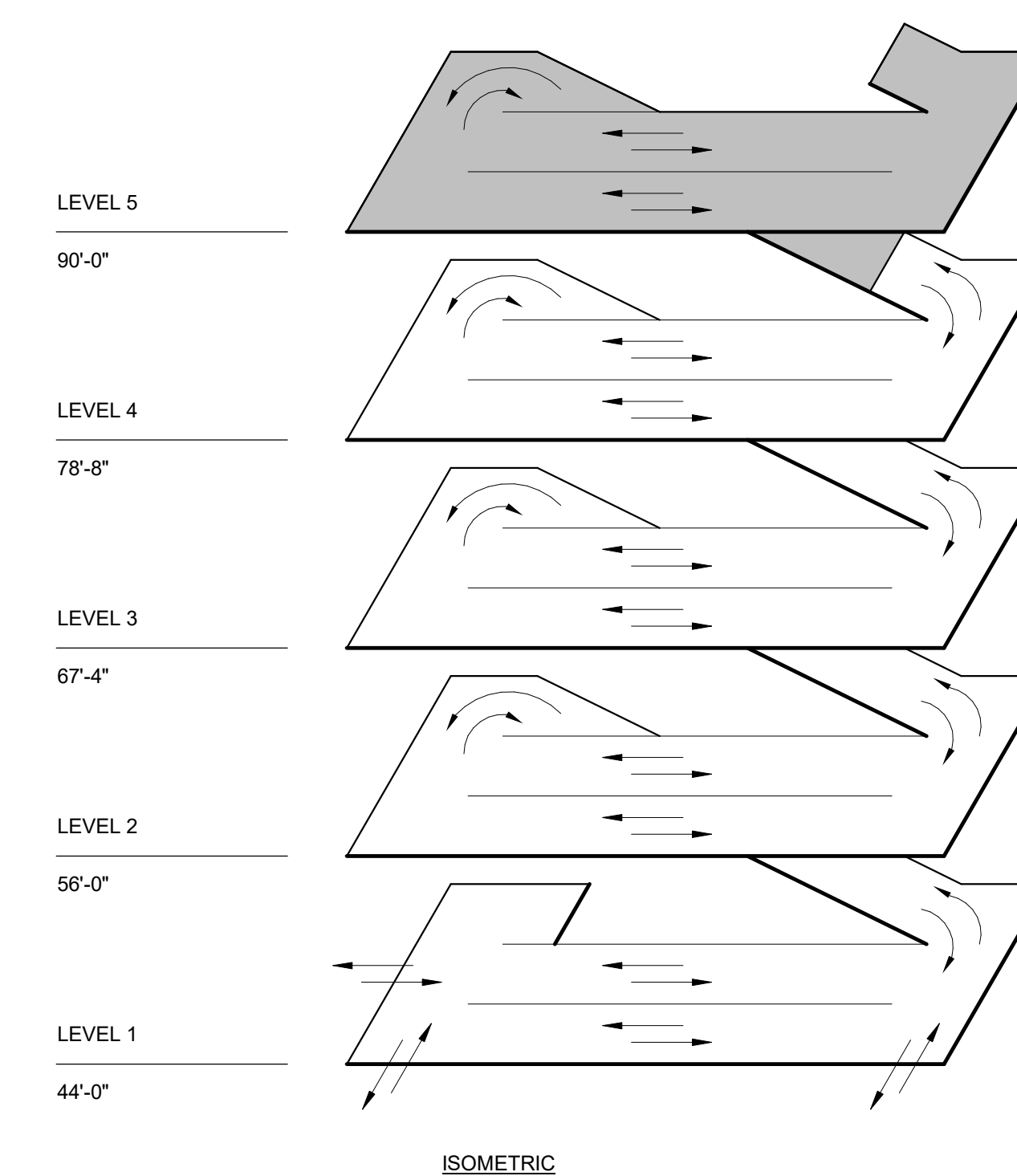
SHEET

## LEVEL 5 STRIPING PLAN

AG105

DESIGN: Designer  
DRAWN: Author  
REVIEW: Checker

CN PROJECT  
NUMBER



# 1 LEVEL 5 STRIPING PLAN

$$1/16'' = 1'-0''$$



4/1/2019 7:59:47 AM  
C:\next Projects\UNC\Wilmington Deck II.rvt\_roy.gardham.rvt

1  
E  
D  
C  
B  
A

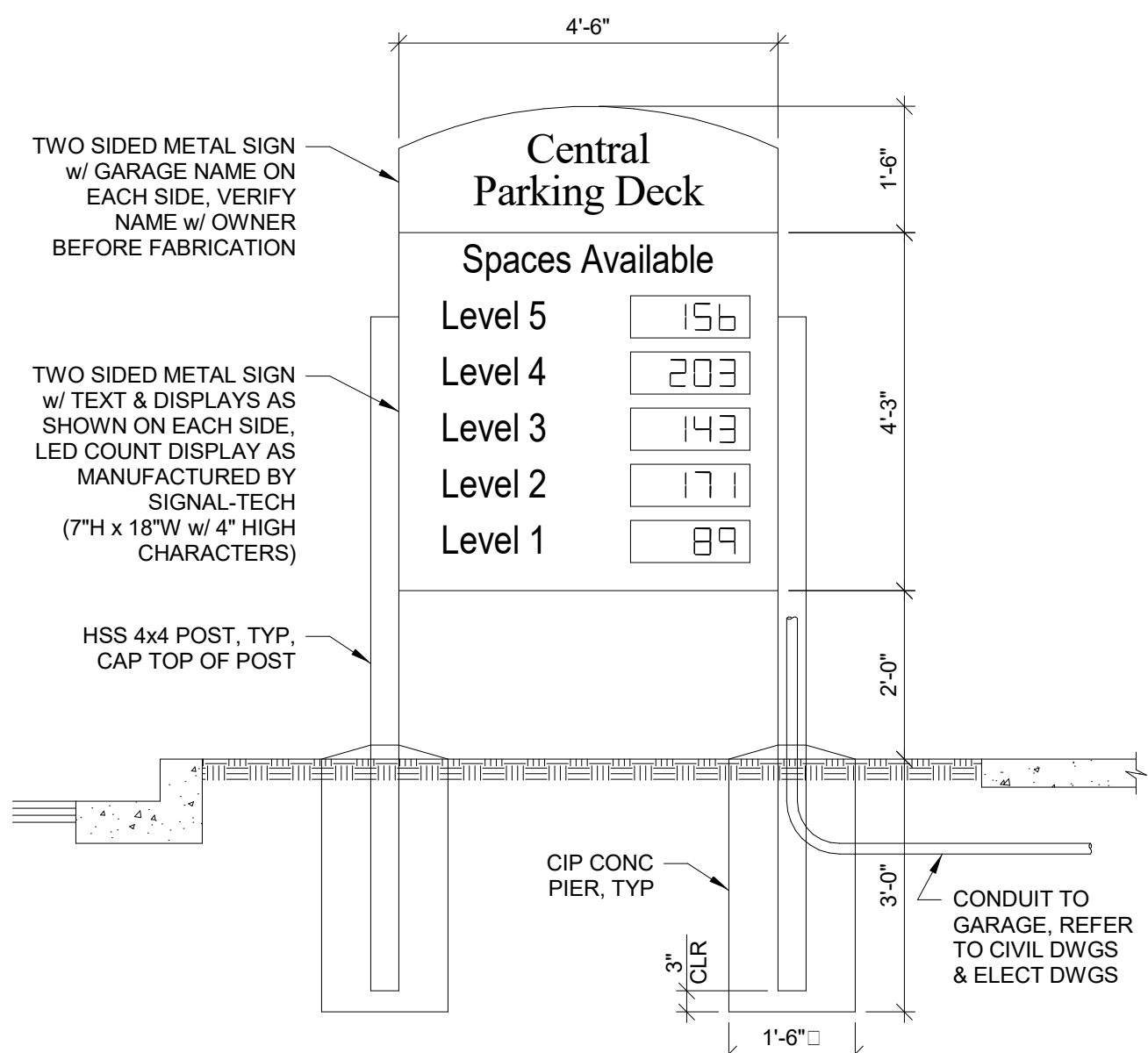
2

3

4

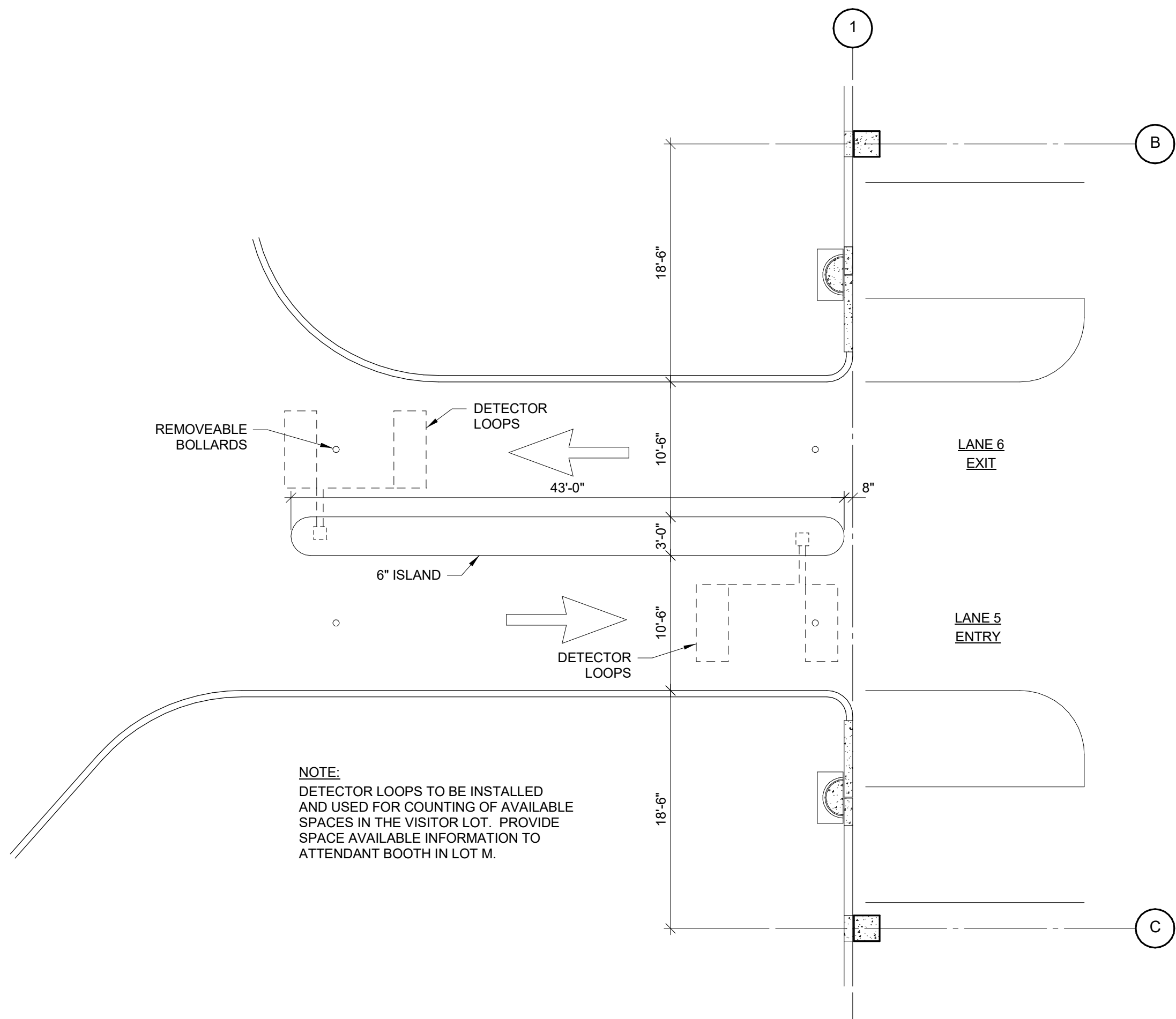
5

6

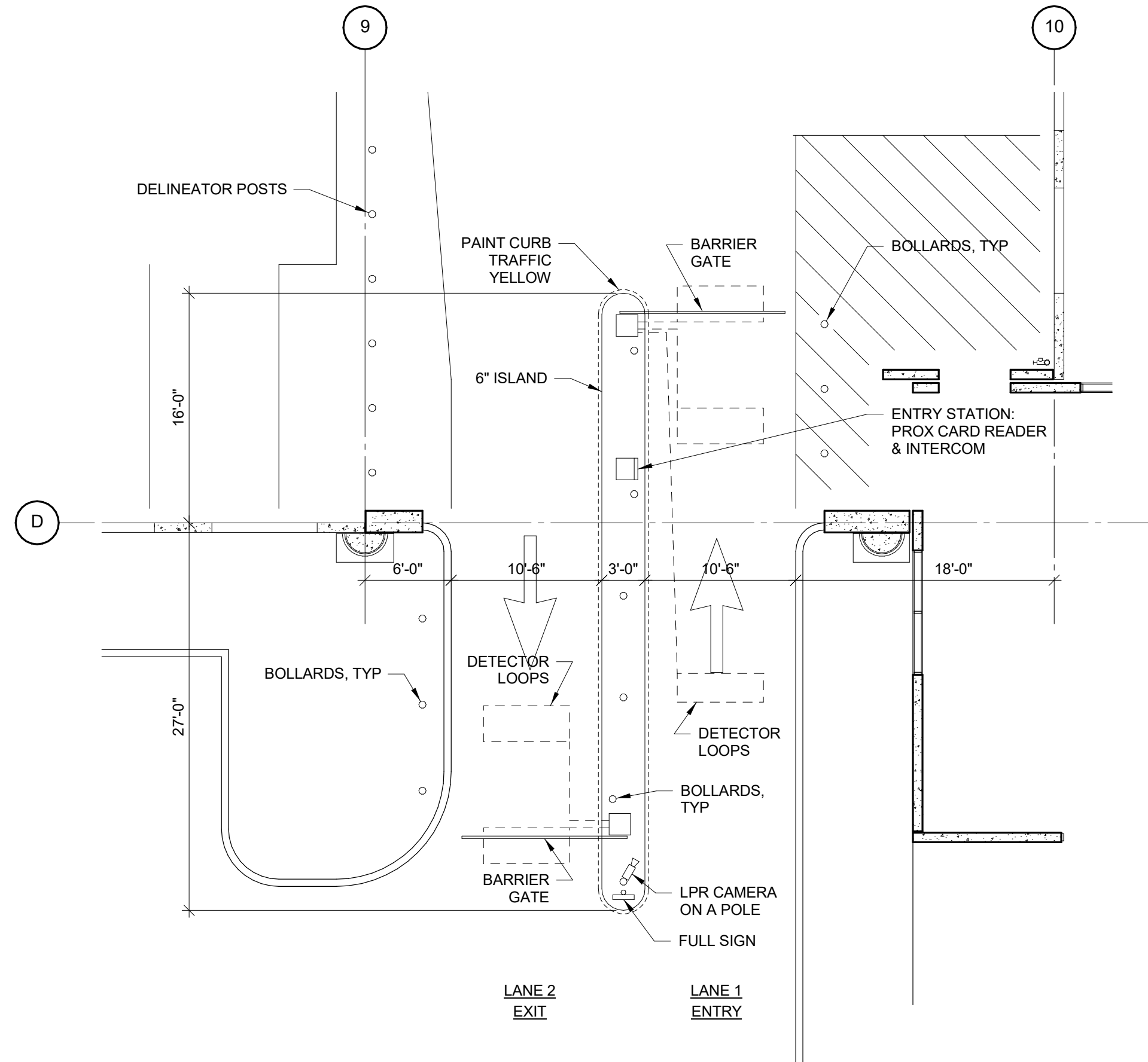


SIGN LOCATED ALONG RIEGEL ROAD

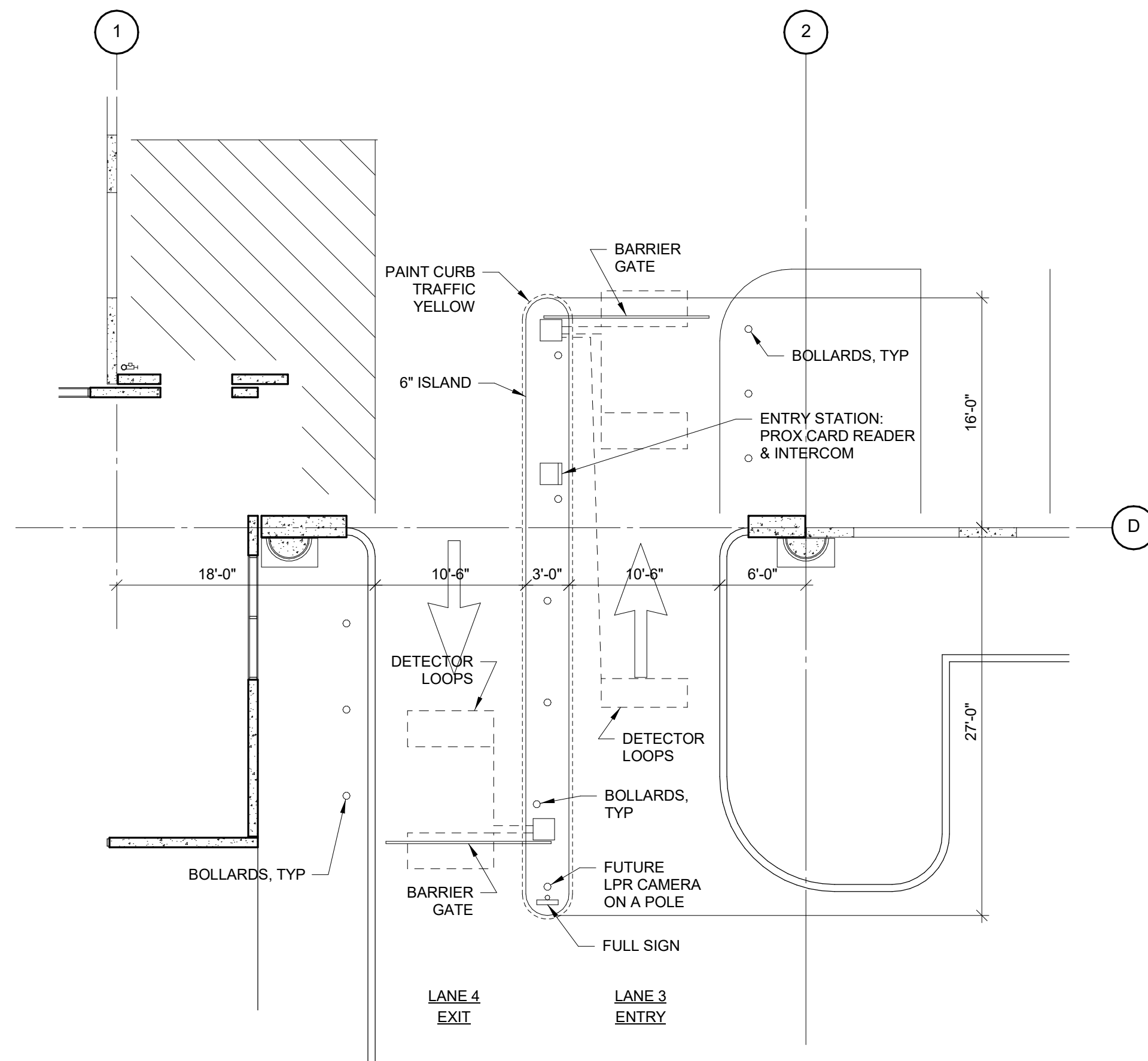
4 ELEVATION  
1/2" = 1'-0"




3 ENLARGED PLAN  
1/8" = 1'-0"



2 ENLARGED PLAN  
1/8" = 1'-0"

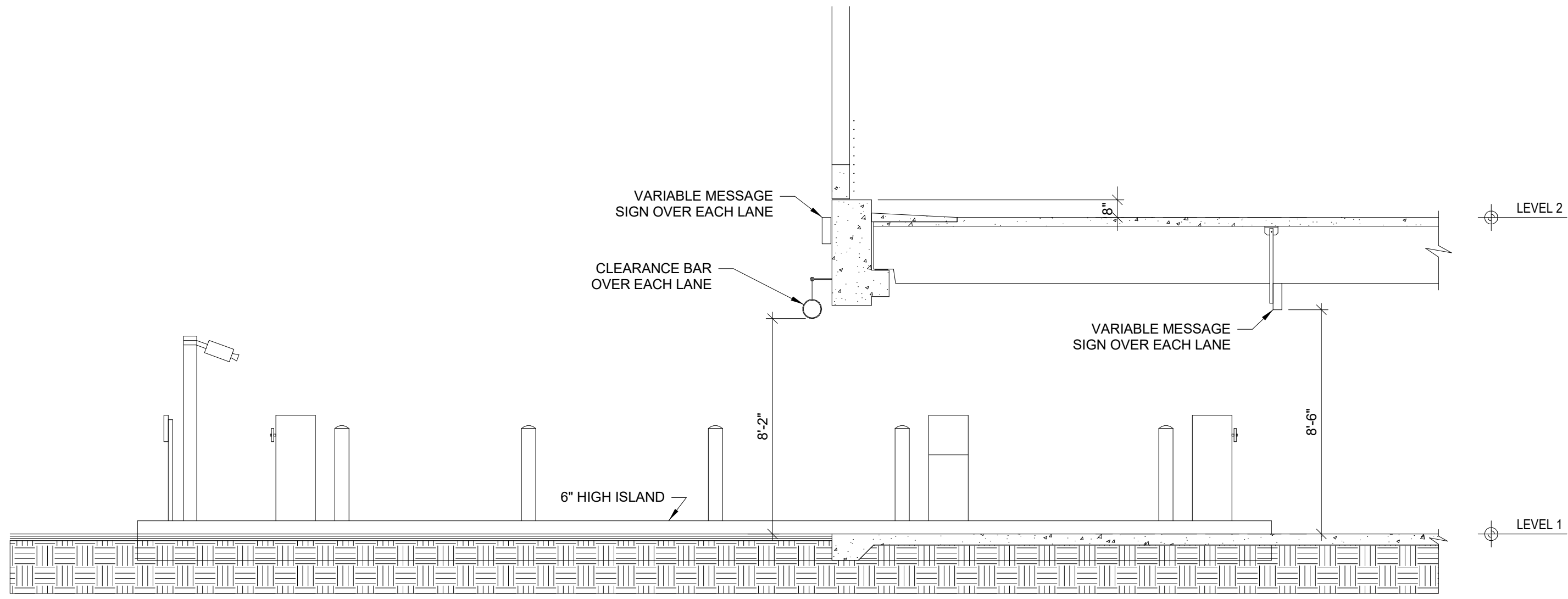


1 ENLARGED PLAN  
1/8" = 1'-0"

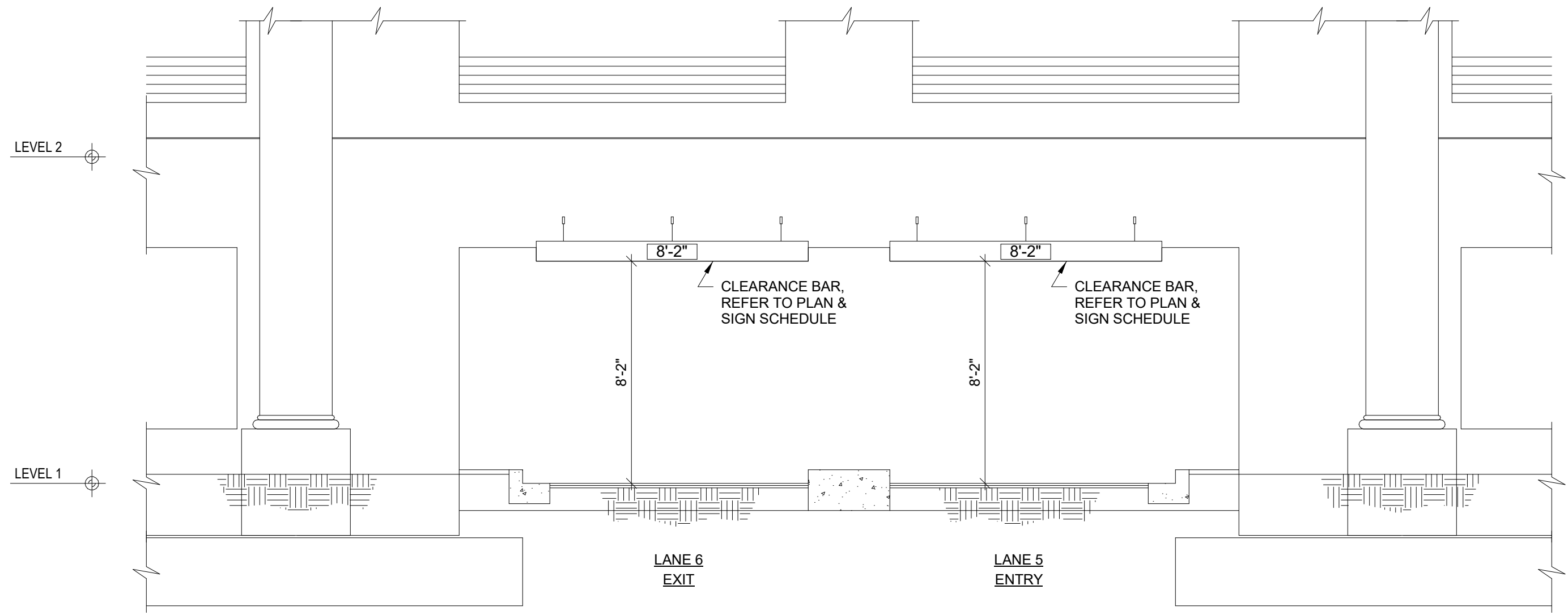




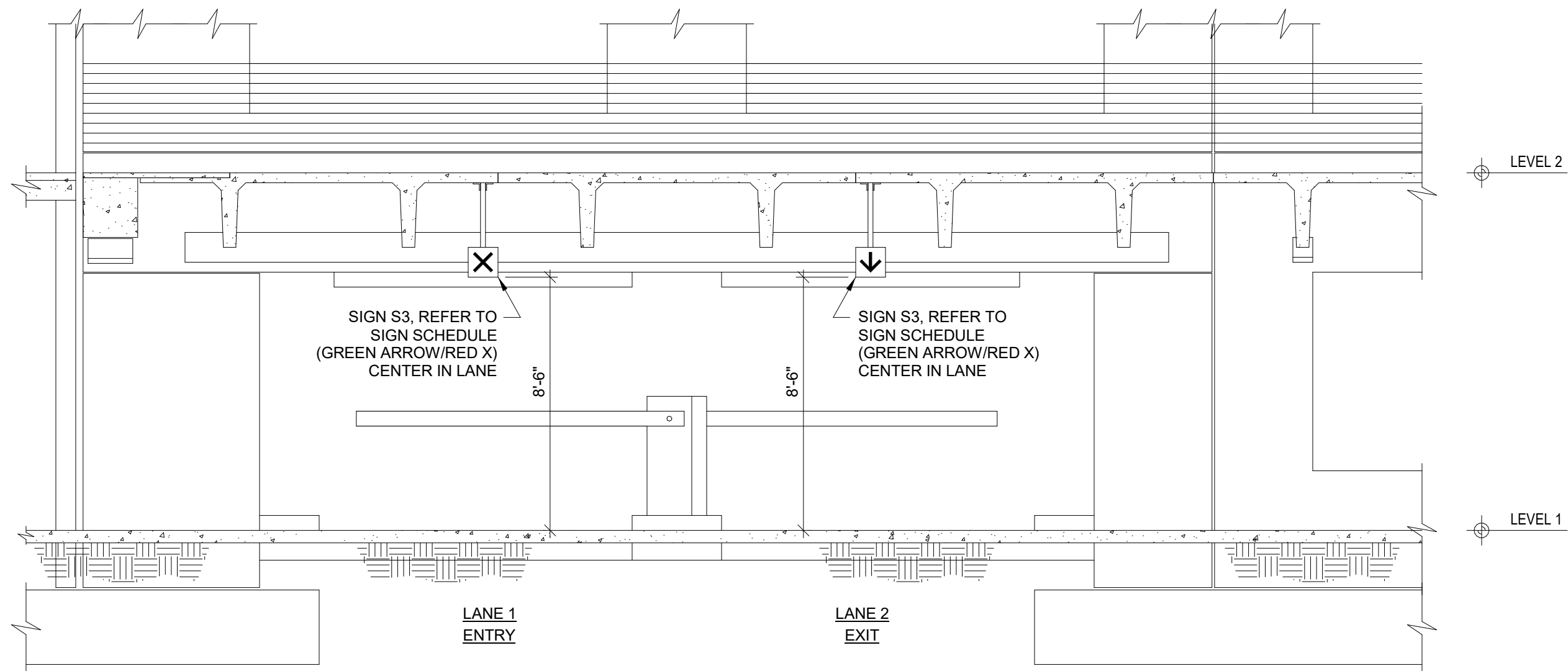

4/1/2019 7:59:48 AM  
C:\revit\Projects\UNC\Wilmington Deck II.rvt\_roy.garibham.rvt



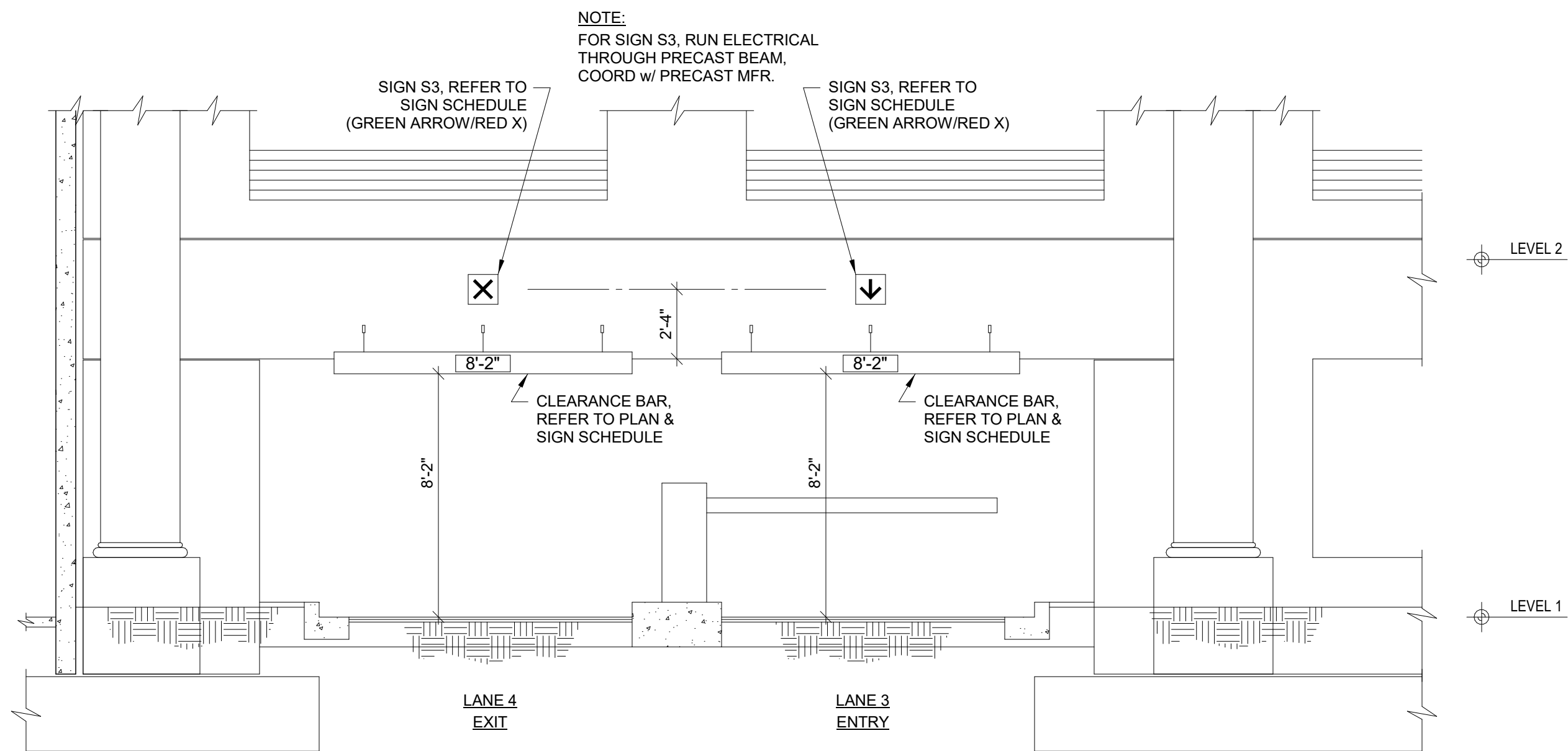
7 SECTION  
1/4" = 1'-0"



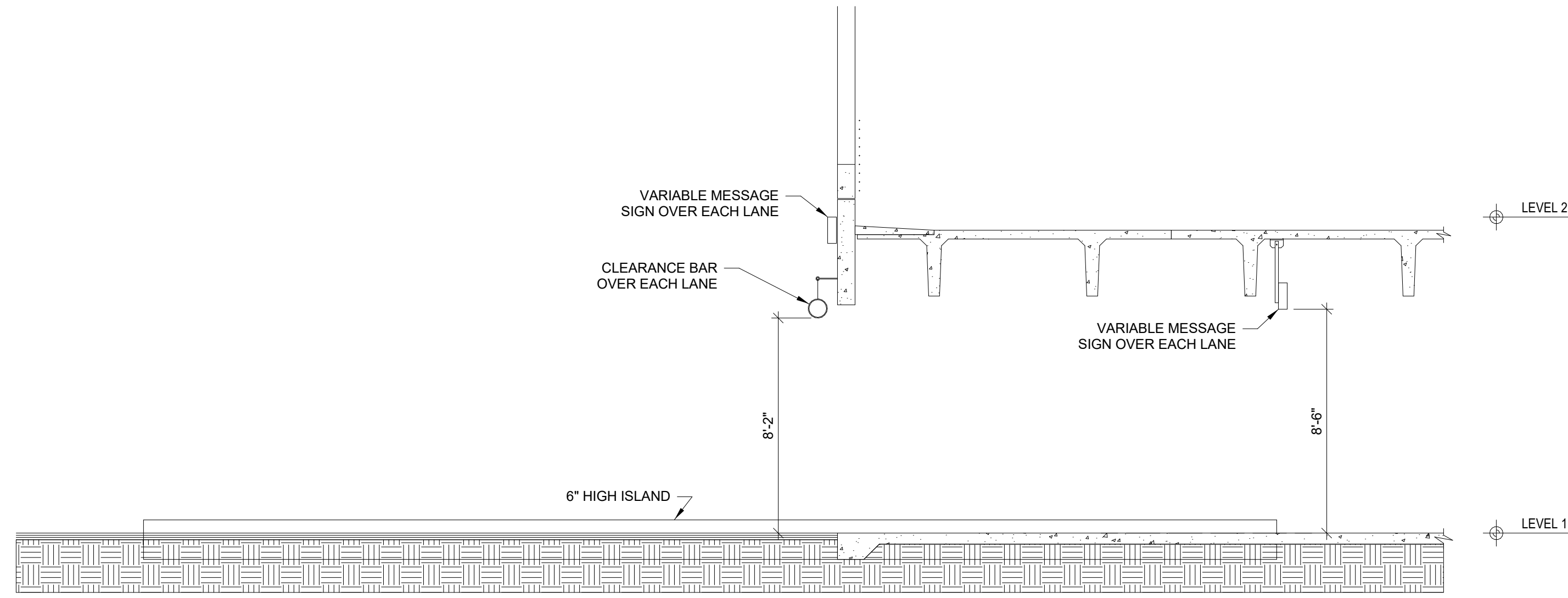
5 ELEVATION  
1/4" = 1'-0"



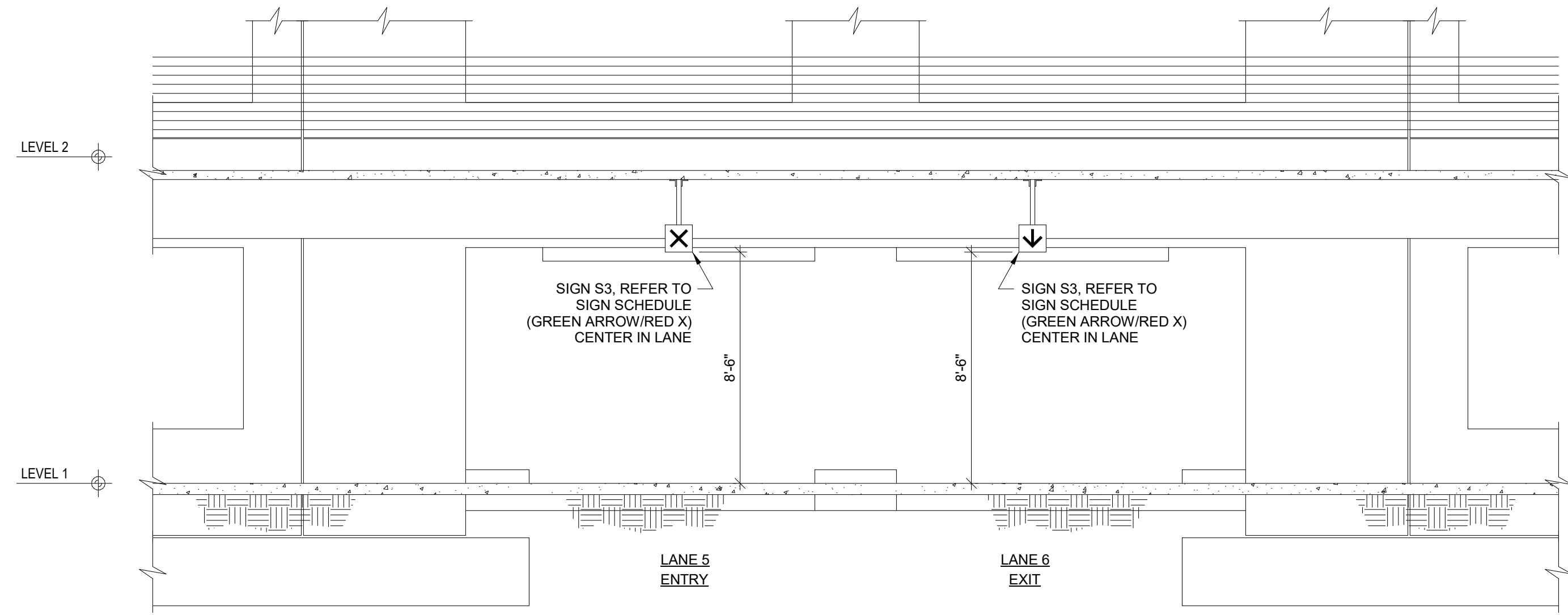
3 ELEVATION  
1/4" = 1'-0"



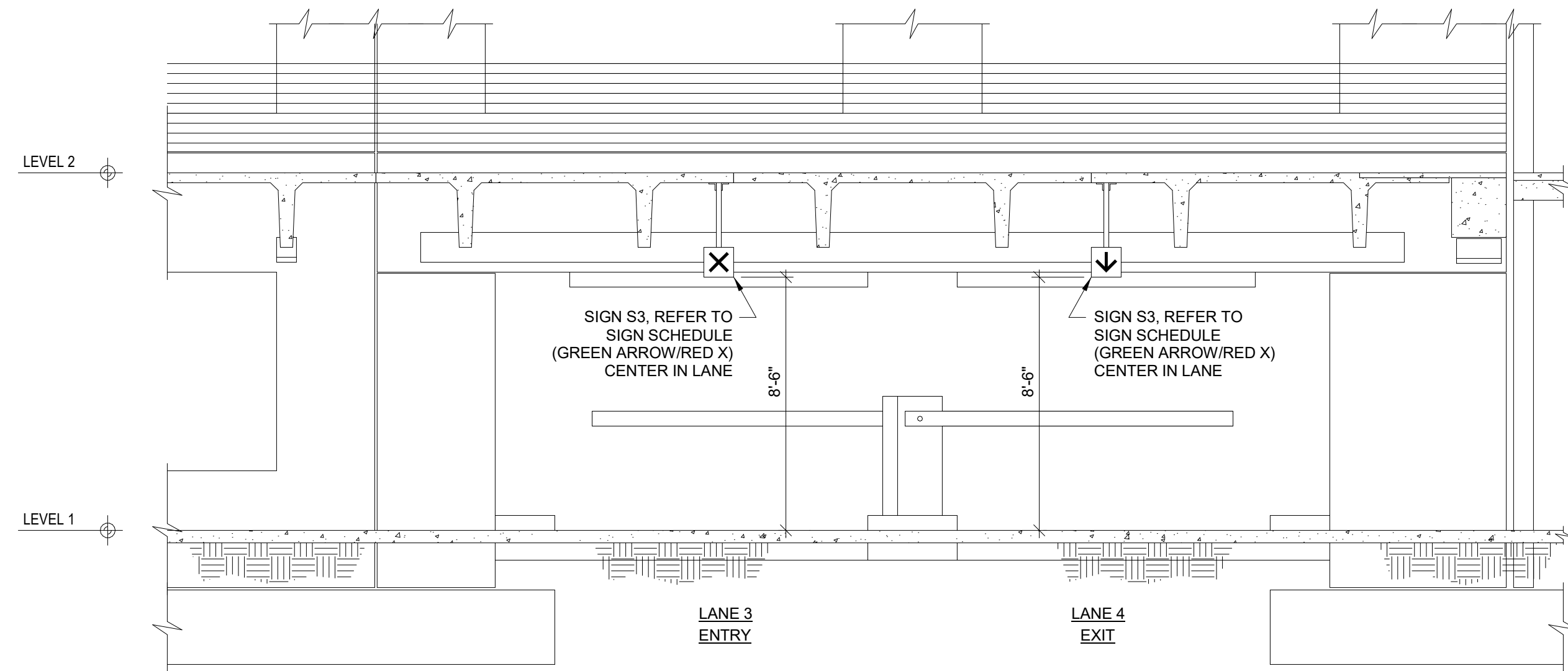
1 ELEVATION  
1/4" = 1'-0"



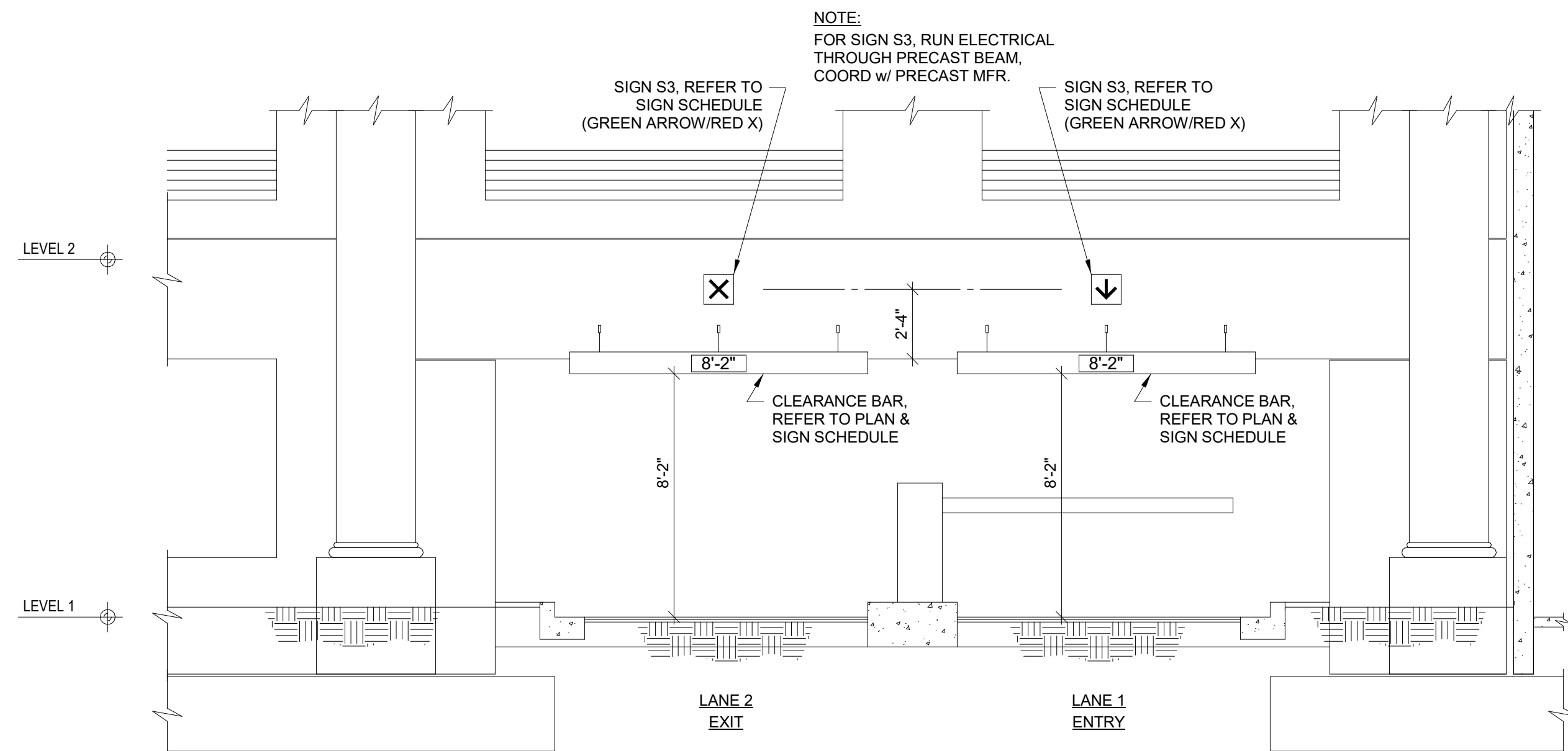
8 SECTION  
1/4" = 1'-0"



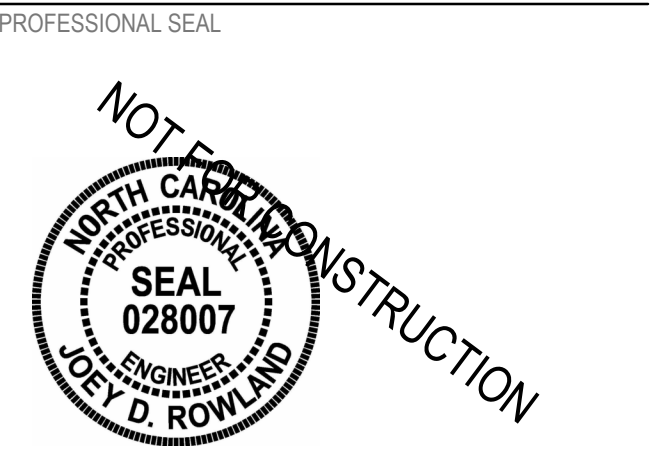
6 ELEVATION  
1/4" = 1'-0"



4 ELEVATION  
1/4" = 1'-0"



2 ELEVATION  
1/4" = 1'-0"



SUBMITTAL  
03-29-2019  
75% CONSTRUCTION  
DOCUMENTS

REVISIONS	

KEY PLAN

SHEET  
ELEVATIONS

AG402

DESIGN: Designer  
DRAWN: Author  
REVIEW: Checker

ON PROJECT  
NUMBER



AG-SIGN SCHEDULE											
MARK	WIDTH	LENGTH	TYPE	BACKGROUND COLOR	LETTER HEIGHT	LETTER COLOR	SIGN DETAIL	MOUNTING DETAIL	MOUNTING HEIGHT	REMARKS	
S1	8"	10'-0"	PVC	BLACK / YELLOW	3" / 2"	BLACK	1A/AG601	7.8/AG602	8'-2"		
S1a	8"	10'-0"	PVC	BLACK / YELLOW	3" / 2"	BLACK	1A/AG601	7.8/AG602	7'-4"		
S1b	8"	10'-0"	PVC	BLACK / YELLOW	3" / 2"	BLACK	1B/AG601	7.8/AG602	7'-0"		
S2	8"	10'-0"	PVC	BLACK	6"	WHITE	2A/AG601	7.8/AG602	VARIES	MATCH MOUNTING HEIGHT OF ADJACENT CLEARANCE BAR	
S3	1'-0"	1'-0"	V				3A/AG601	11.12/AG602	8'-6"		
S4	7"	1'-6"	V				4A/AG601	14A/AG602	3'-0"		
S5	1'-0"	5'-4"	V	BLACK	6"	WHITE	5A/AG601	11.12/AG602	7'-6"		
S6	1'-0"	5'-4"	V	BLACK	6"	WHITE	6A/AG601	11.12/AG602	7'-6"		
S7	1'-0"	5'-4"	V	BLACK	6"	WHITE	7A/AG601	11.12/AG602	7'-6"		
S8	1'-0"	5'-4"	V	BLACK	6"	WHITE	8A/AG601	11.12/AG602	7'-6"		
S9	1'-0"	5'-4"	V	BLACK	6"	WHITE	9A/AG601	11.12/AG602	7'-6"		
S10	1'-0"	5'-4"	V	BLACK	6"	WHITE	10A/AG601	11.12/AG602	7'-6"		
S11	1'-0"	8'-0"	V	BLACK	6"	WHITE	11A/AG601	11.12/AG602	7'-6"		
S12	1'-0"	8'-0"	R	BLACK	6"	WHITE	12A/AG601	11.12/AG602	7'-6"		
S13	1'-0"	SEE DETAIL	R				13A/AG601	9.10.16A/AG602	5'-0"	MUST COMPLY WITH ADA AND NCSBC	
S14	1'-0"	SEE DETAIL	R				14A/AG601	9.10.16A/AG602	5'-0"	MUST COMPLY WITH ADA AND NCSBC	
S15	1'-6"	1'-6"	PP	WHITE	1'-0"	BY LEVEL	15A/AG601	13.15A/AG602	5'-0"		
S16	X'-X"	X'-X"	PS				16A/AG601	13.15A/AG602		SEE ARCHITECTURAL SHEETS FOR INFO	
S17	1'-0"	1'-6"	PP	GREEN		WHITE	1A/AG602	11.12.13.15A/AG602	5'-0"		
S19	6"	4"	PP	BLACK	5/8"	WHITE	3A/AG602	13.15A/AG602	5'-0"		
S20	6"	4"	PP	BLACK	5/8"	WHITE	4A/AG602	13.15A/AG602	5'-0"		
S21	6"	4"	PP	BLACK	5/8"	WHITE	5A/AG602	13.15A/AG602	5'-0"		
S22	5"	8"	R	WHITE		BLACK	6A/AG602	13.15A/AG602	5'-0"		

- SIGN GENERAL NOTES:
- HANGING SIGN SIGN HEIGHT TO BE 2" ABOVE BOTTOM OF BEAMS ON EACH LEVEL, UNLESS NOTED OTHERWISE.
  - SIGN CONTRACTOR SHALL REVIEW SIGN LOCATIONS PRIOR TO INSTALLATION WITH ENGINEER TO COORDINATE LIGHTING SYSTEM.
  - SIGNS SHALL BE MOUNTED LEVEL AND PLUMB, UNLESS NOTED OTHERWISE.
  - WHERE (2) TWO SIGNS ARE MOUNTED BACK TO BACK, SMALLEST SIGN SHALL INCREASE TO MATCH LARGER SIGN DIMENSIONS.
  - MAXIMUM BOLT INSERT EMBEDMENT LENGTH 1-1/4", UNLESS NOTED OTHERWISE.
  - DO NOT SCALE DRAWINGS.
  - BACKS AND EDGES OF ALL ALUMINUM SIGNS MOUNTED DIRECTLY TO STRUCTURE SHALL BE PAINTED (SIGN BACKGROUND COLOR) TO PREVENT CATHODIC REACTION.
  - SEE ARCHITECTURAL GRAPHICS PLANS FOR SIGN LOCATIONS.
  - ILLUMINATED SIGNS TO BE U.L. LISTED OR APPROVED EQUIVALENT.
  - ALL FONTS TO BE HELVETICA, OR APPROVED EQUAL.

- SIGN TYPE LEGEND
- V - VEHICULAR (RETROREFLECTIVE TEXT)
  - R - REGULATORY (RETROREFLECTIVE)
  - PVC - PVC CLEARANCE PIPE
  - PS - PEDESTRIAN SUPERGRAPHICS
  - PP - PEDESTRIAN PANEL
  - A - ADA BRAILLE

- LEVEL COLOR CHART
- LEVEL 5 - BLUE
  - LEVEL 4 - ORANGE
  - LEVEL 3 - RED
  - LEVEL 2 - BROWN
  - LEVEL 1 - GREEN

- PACS GENERAL NOTES:
- DRAWINGS ARE SCHEMATIC. PACS CONTRACTOR TO COORDINATE FINAL CONDUIT QUANTITIES, SIZES, LOCATION OF CONDUIT STUB UPS, PROTECTIVE BOLLARDS, AND EQUIPMENT MOUNTING LOCATIONS.

- PACS ELECTRICAL NOTES:
- ALL EXPOSED CONDUIT TO BE RIGID HOT DIPPED GALVANIZED.
  - SEE EQUIPMENT LEGEND FOR POWER REQUIREMENTS.
  - COORDINATE WITH CIVIL AND ELECTRICAL DRAWINGS FOR POWER SUPPLY AND DATA LINE INTERFACES.
  - POWER AND COMMUNICATIONS SHALL BE LESS THAN 3% CONDUITS AND CONDUCTORS SHALL BE SIZED PER THE NATIONAL ELECTRICAL CODE REQUIREMENTS. CONSULT ELECTRICAL ENGINEER FOR DETAILS.



UNIVERSITY of NORTH CAROLINA WILMINGTON  
601 S COLLEGE ROAD  
WILMINGTON, NORTH CAROLINA 28403  
PARKING DECK II AND SURFACE  
PARKING (DESIGN-BUILD)  
SOUTH CAMPUS - 4965 RIEGEL ROAD

SCO ID NUMBER: 18-19226-01A  
CODE: 441828  
ITEM: 301

CONTRACTOR  
**Balfour Beatty**  
Construction

DESIGNER

**CLARK NEXSEN**  
1523 ELIZABETH AVENUE, SUITE 300  
CHARLOTTE, NORTH CAROLINA 28204  
704-377-8800

CLARK NEXSEN LICENSE NUMBER: C-1028



**WALKER**  
CONSULTANTS

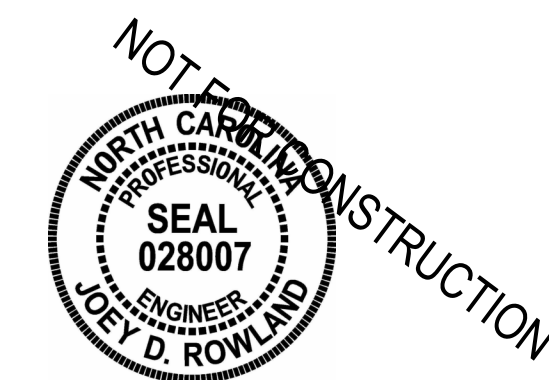
13860 Ballantyne Corporate Place  
Suite 140  
Charlotte, NC 28277  
T: 704.247.6230  
[www.walkerconsultants.com](http://www.walkerconsultants.com)  
NC License No. F-0518



**McKIM & CREED**

CIVIL ENGINEER  
243 NORTH FRONT STREET  
WILMINGTON, NORTH CAROLINA  
28401  
910.343.1048

PROFESSIONAL SEAL



SUBMITTAL

03-29-2019  
**75% CONSTRUCTION DOCUMENTS**

REVISIONS

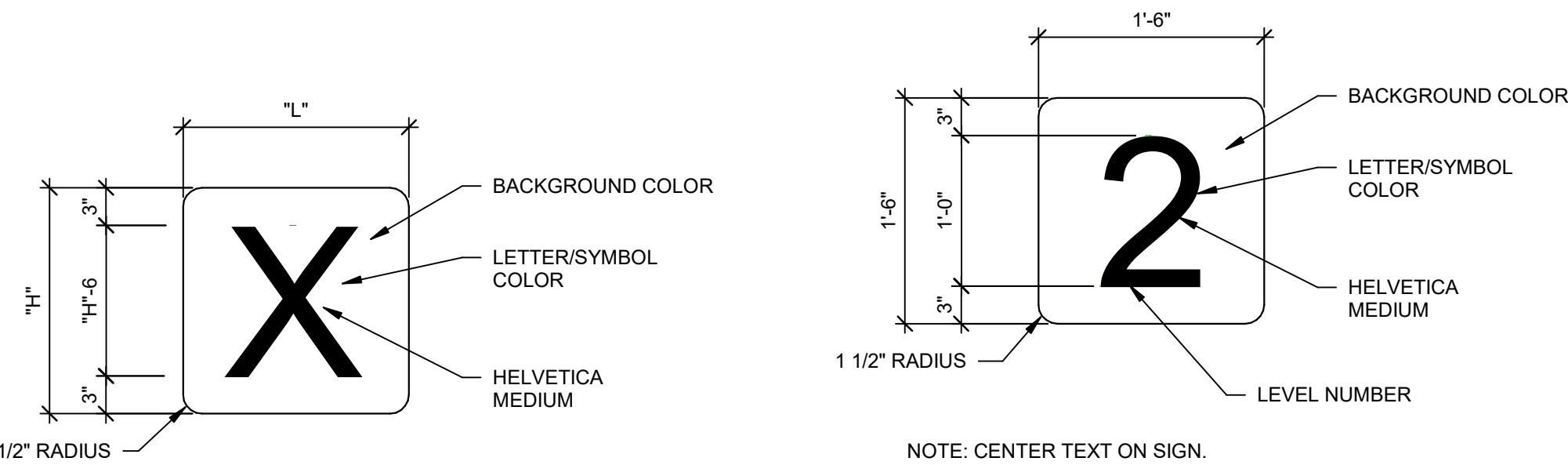

KEY PLAN

SHEET  
**SIGN & PACS NOTES**

**AG601**

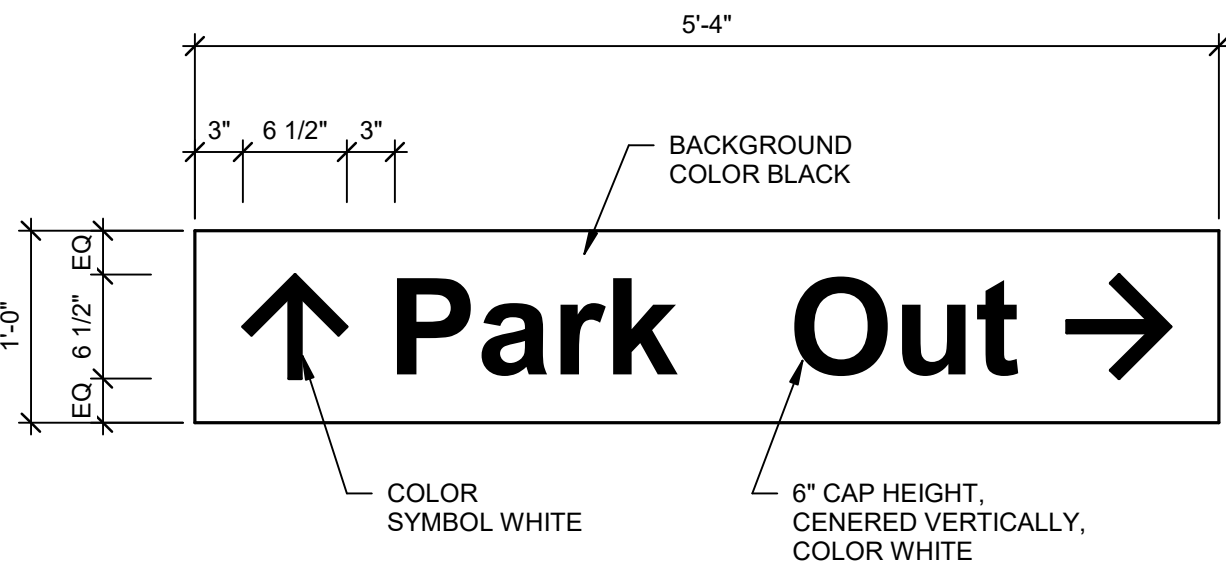
DESIGN: Designer  
DRAWN: Author  
REVIEW: Checker

ON PROJECT  
NUMBER

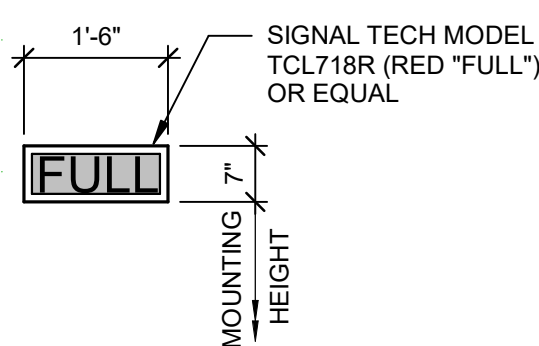


**16** SIGN DETAIL S16  
1" = 1'-0"

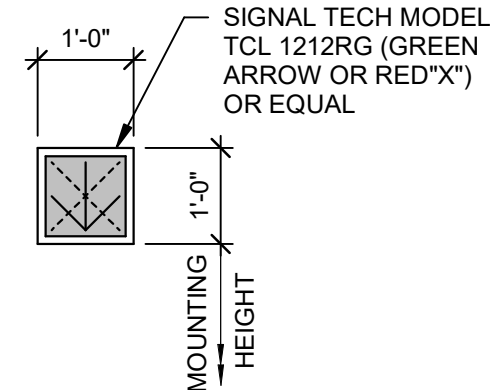
**15** SIGN DETAIL S15  
1" = 1'-0"



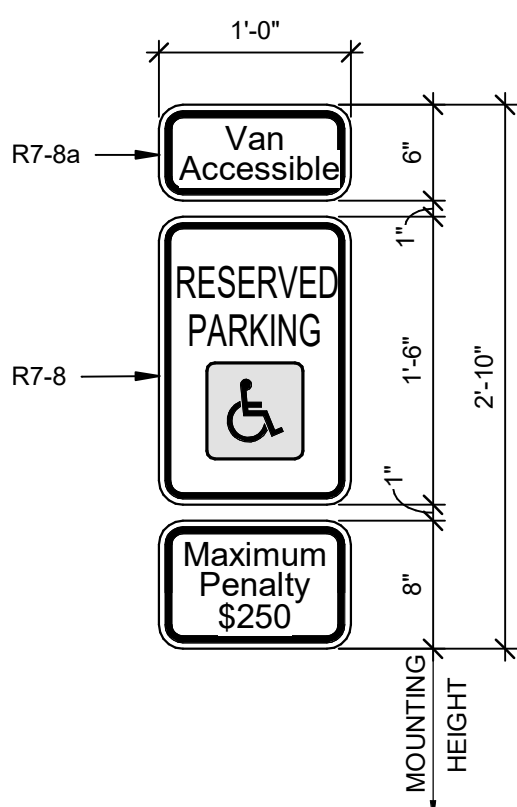
**9** SIGN DETAIL S9  
1" = 1'-0"



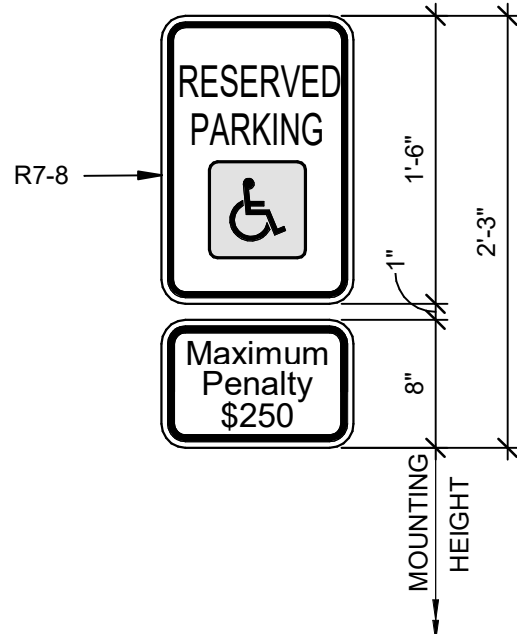
**4** SIGN DETAIL S4  
1/2" = 1'-0"



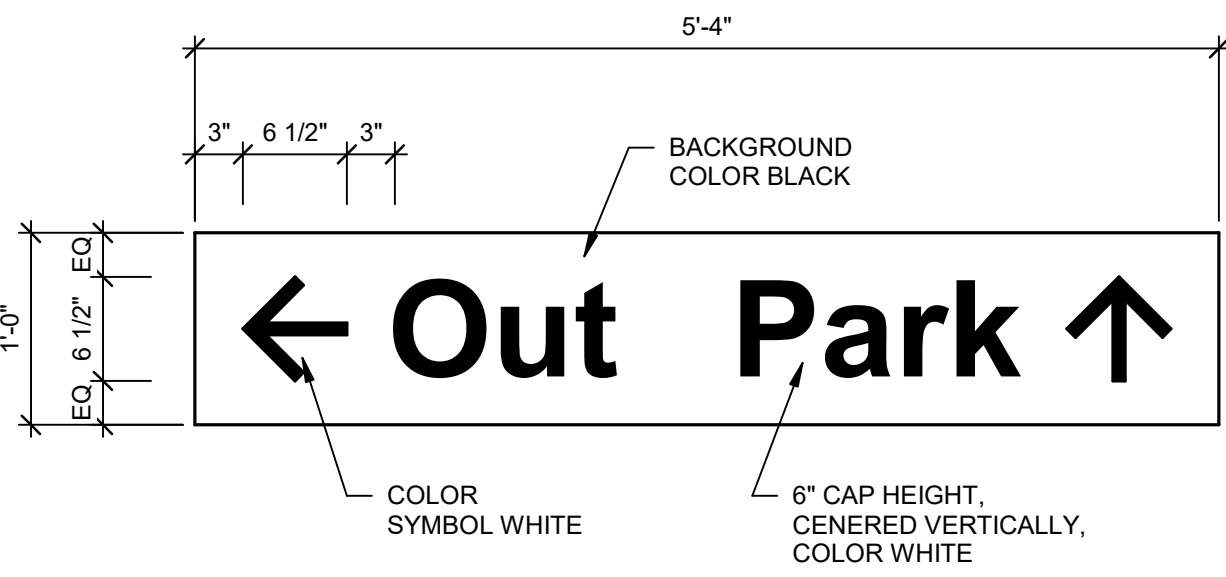
**3** SIGN DETAIL S3  
1/2" = 1'-0"



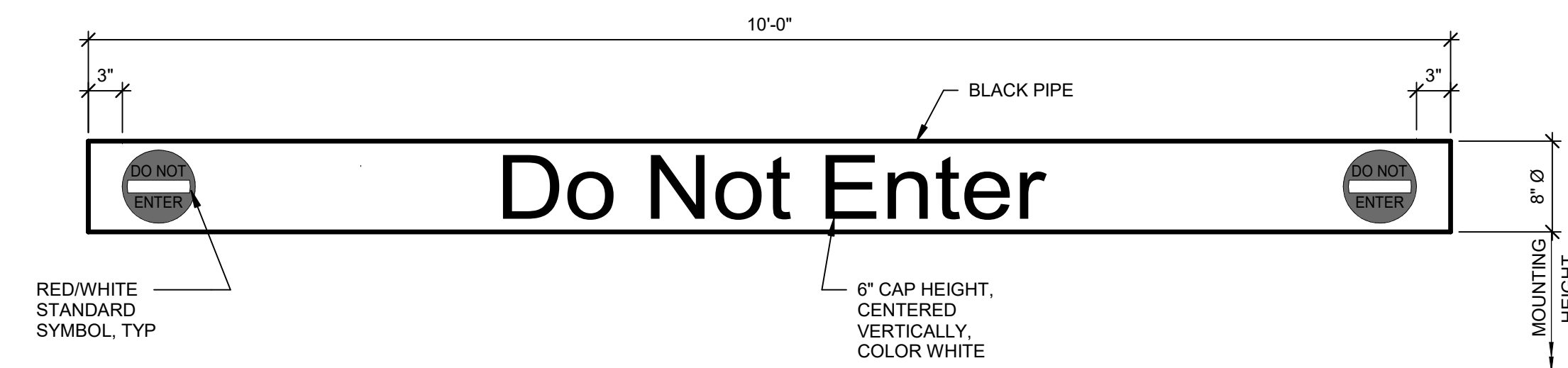
**14** SIGN DETAIL S14  
1" = 1'-0"



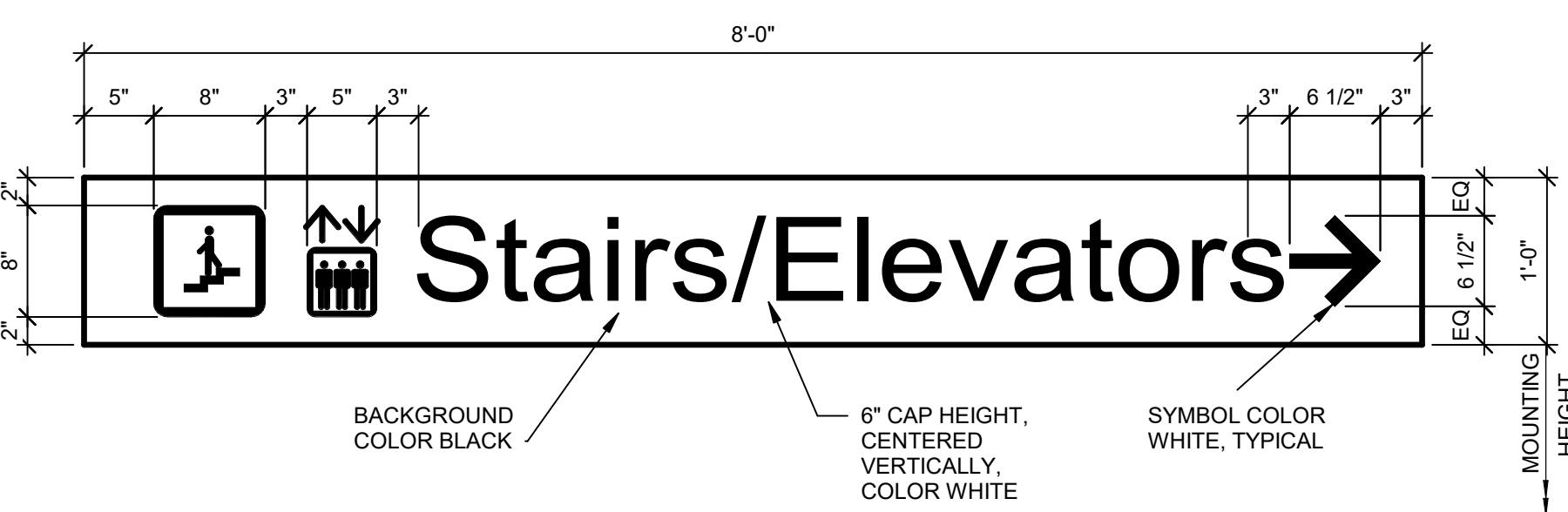
**13** SIGN DETAIL S13  
1" = 1'-0"



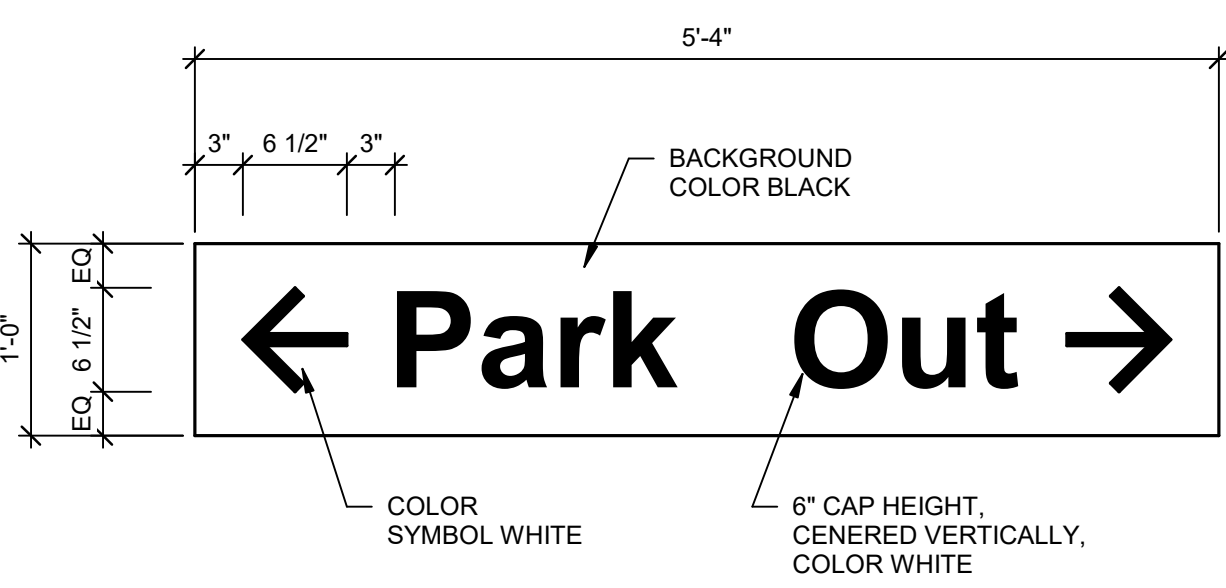
**8** SIGN DETAIL S8  
1" = 1'-0"



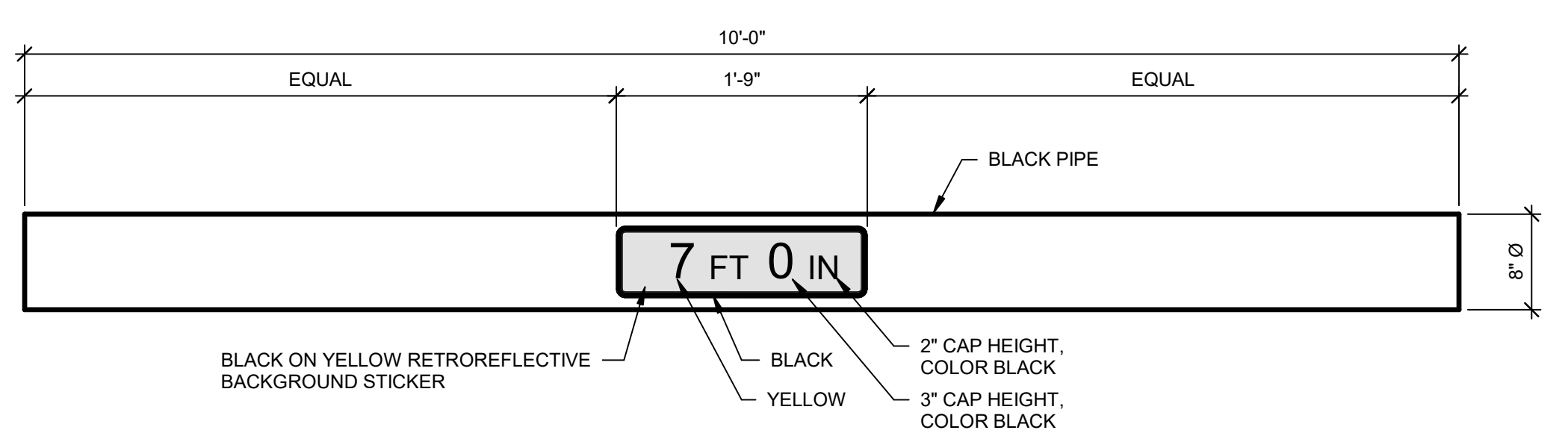
**2** SIGN DETAIL S2  
1" = 1'-0"



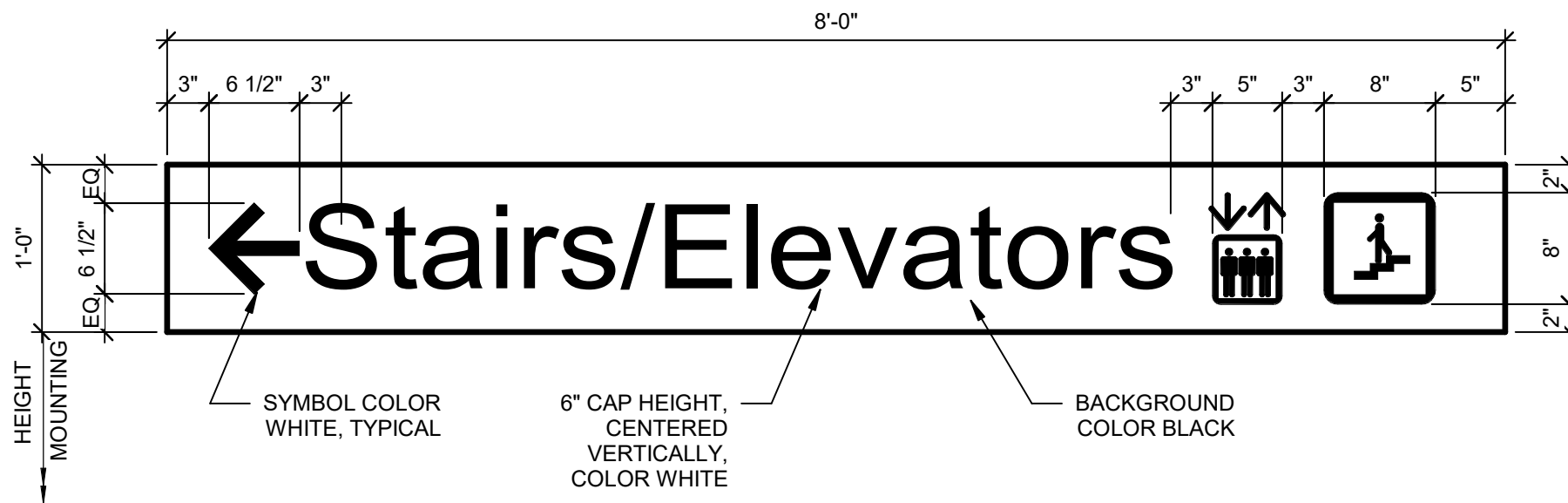
**12** SIGN DETAIL S12  
1" = 1'-0"



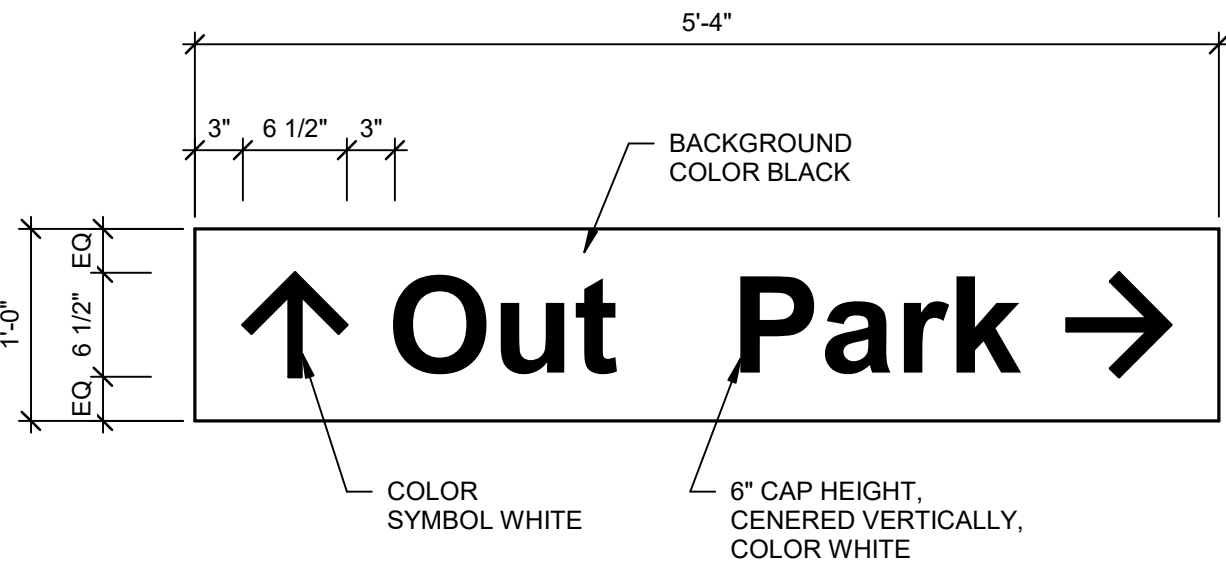
**7** SIGN DETAIL S7  
1" = 1'-0"



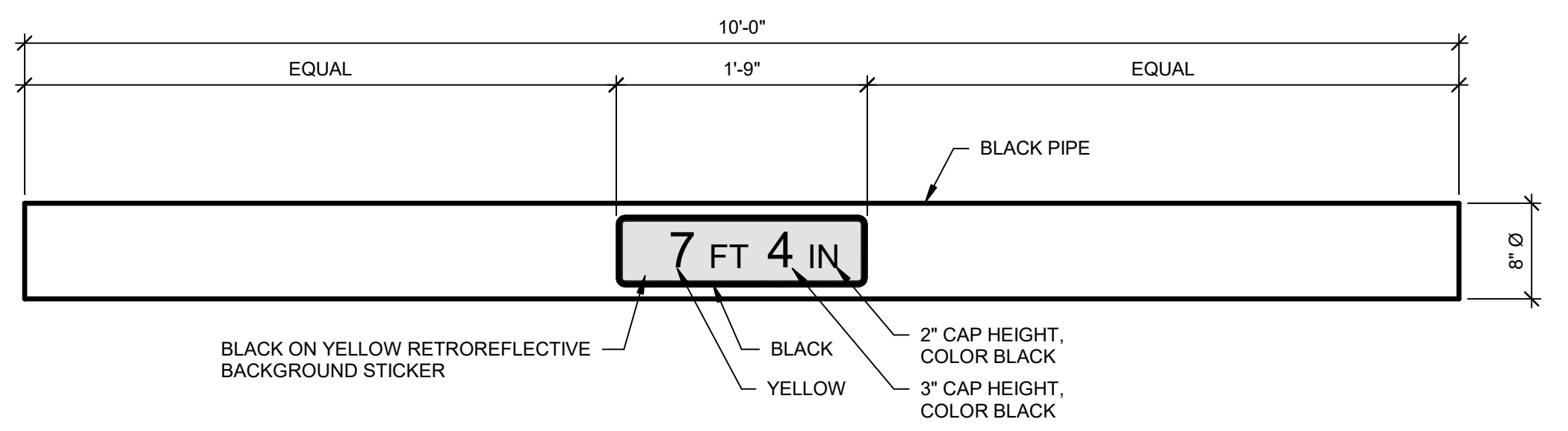
**1B** SIGN DETAIL S1B  
1" = 1'-0"



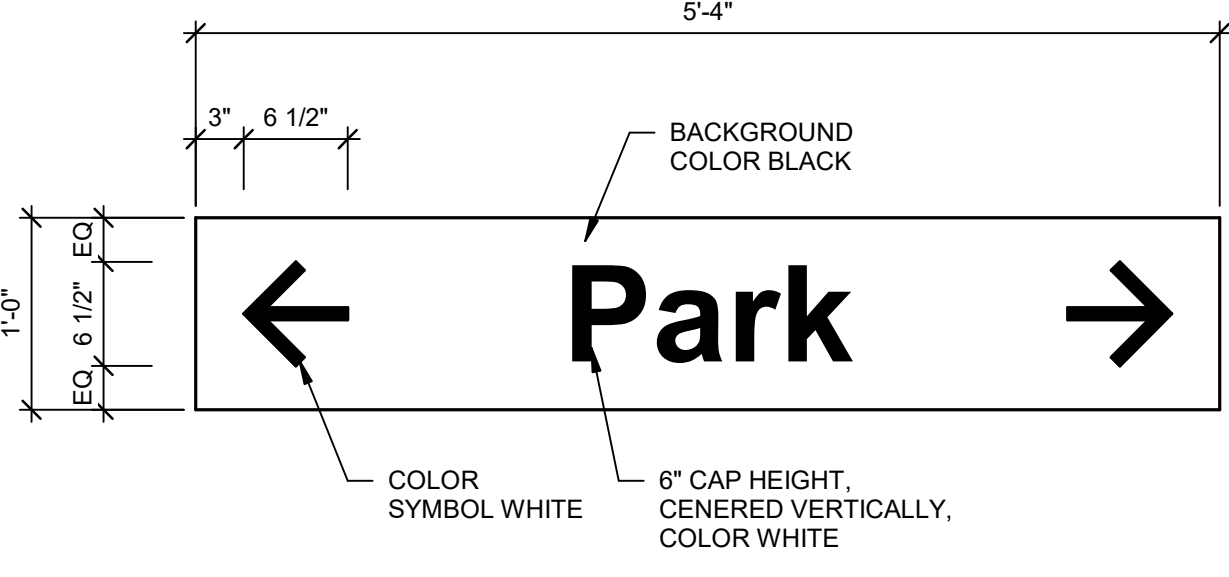
**11** SIGN DETAIL S11  
1" = 1'-0"



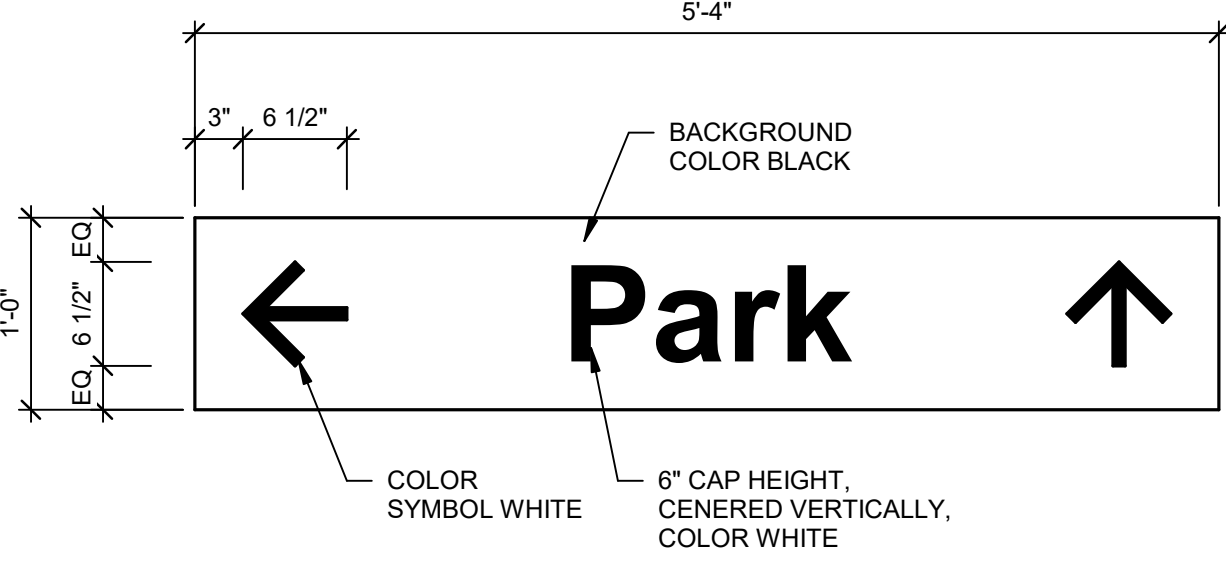
**6** SIGN DETAIL S6  
1" = 1'-0"



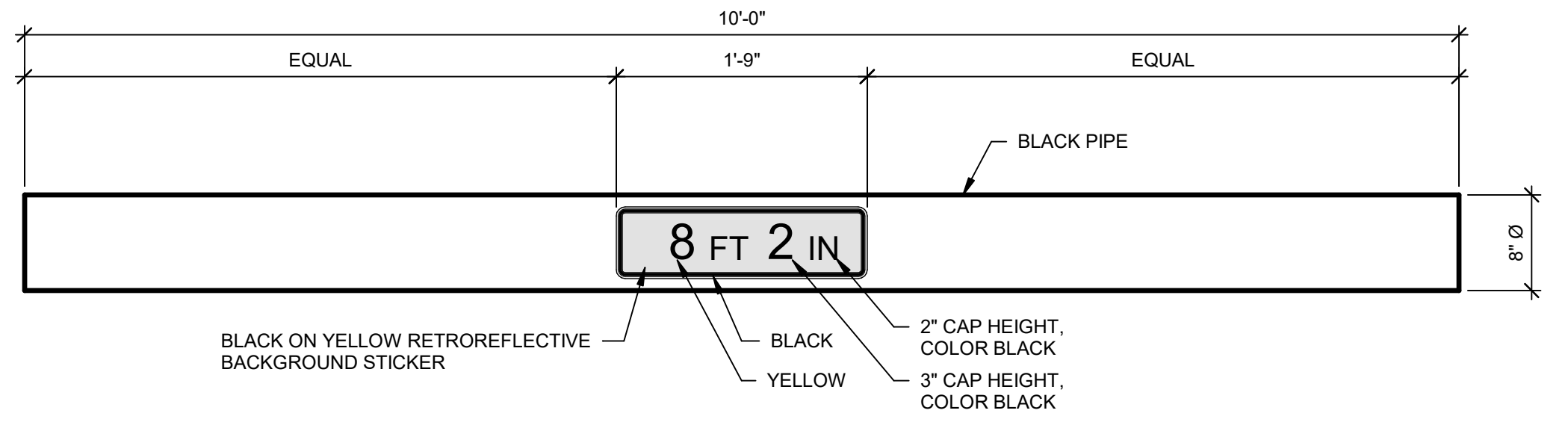
**1A** SIGN DETAIL S1A  
1" = 1'-0"



**10** SIGN DETAIL S10  
1" = 1'-0"



**5** SIGN DETAIL S5  
1" = 1'-0"



**1** SIGN DETAIL S1  
1" = 1'-0"



4/12/2019 7:50:55 AM  
C:\new\Projects\UNC\Wilmington Desk II\_r77\_roy.gardham.rvt

A

B

C

D

E

1

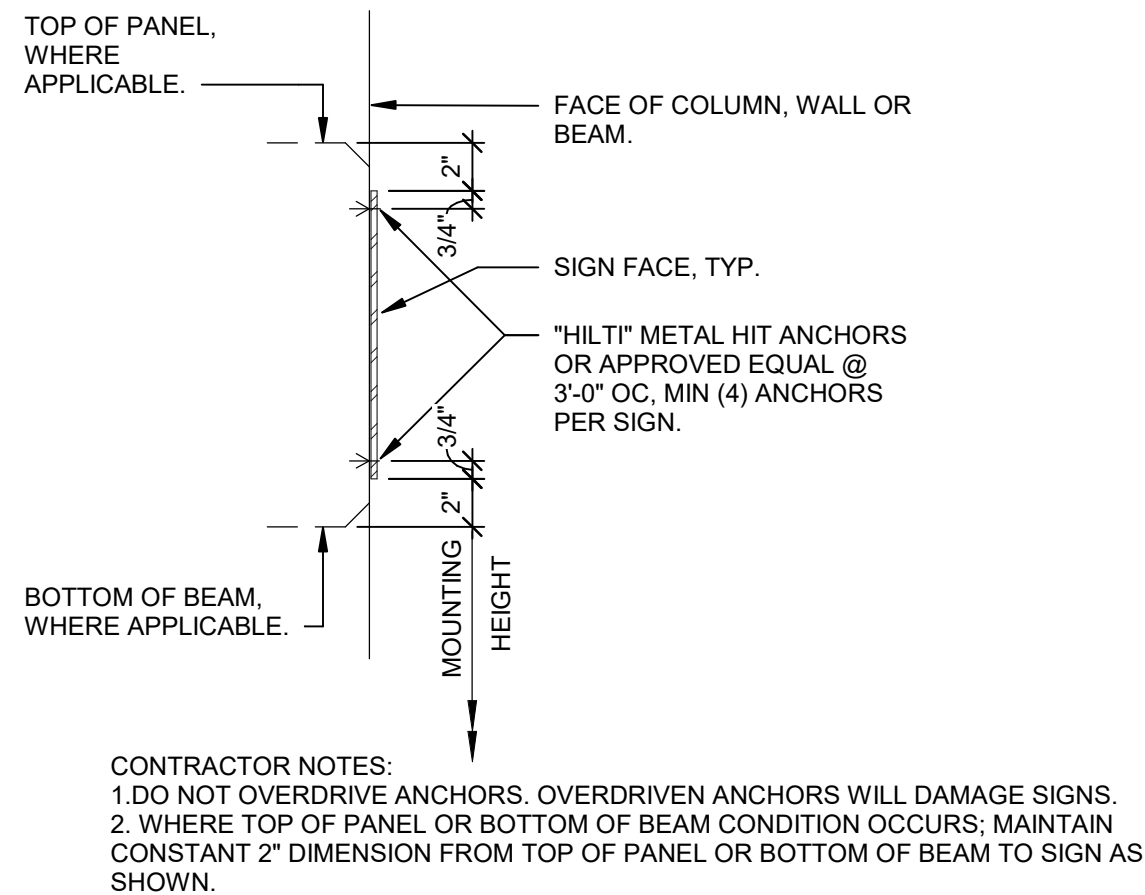
2

3

4

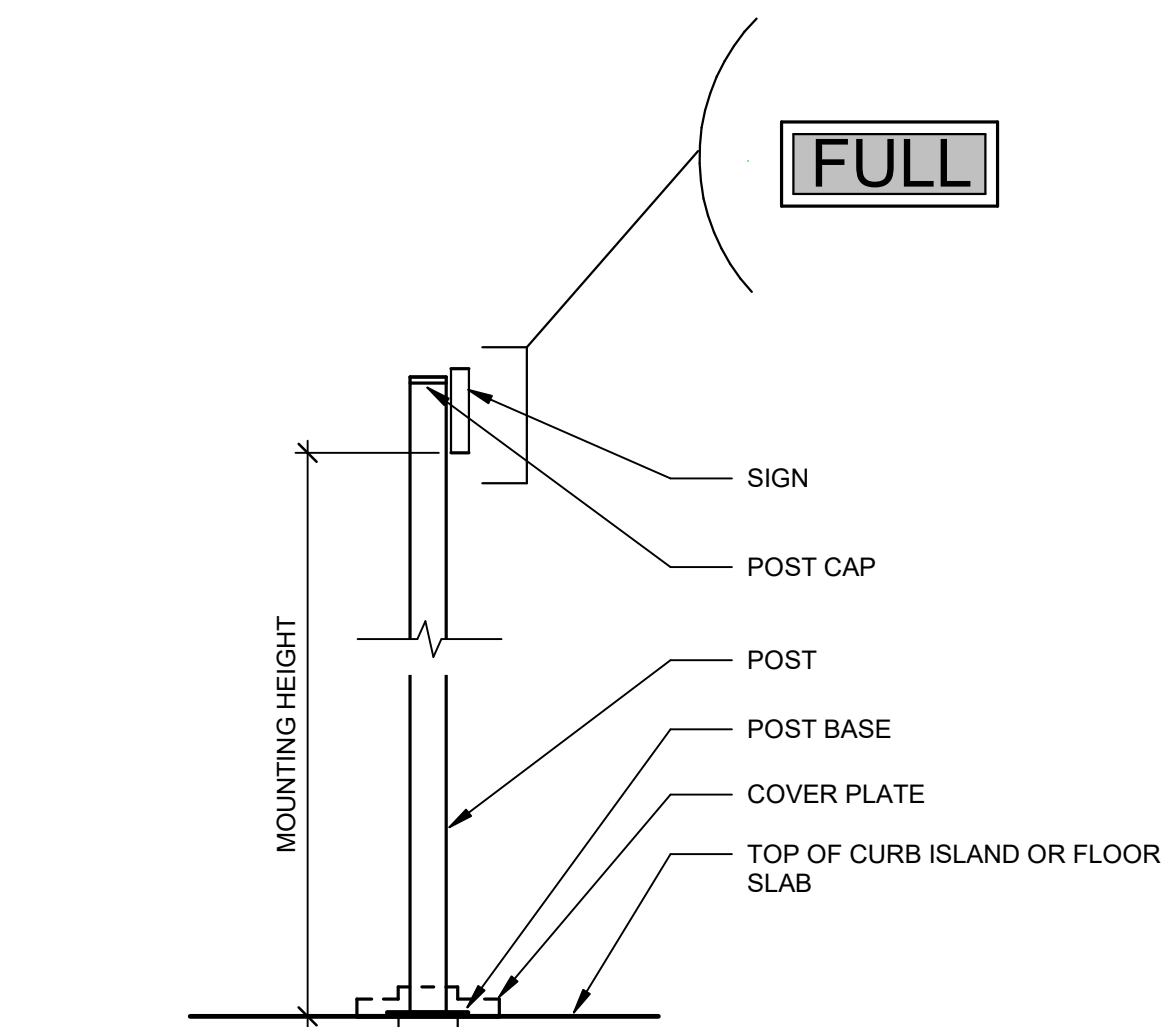
5

6



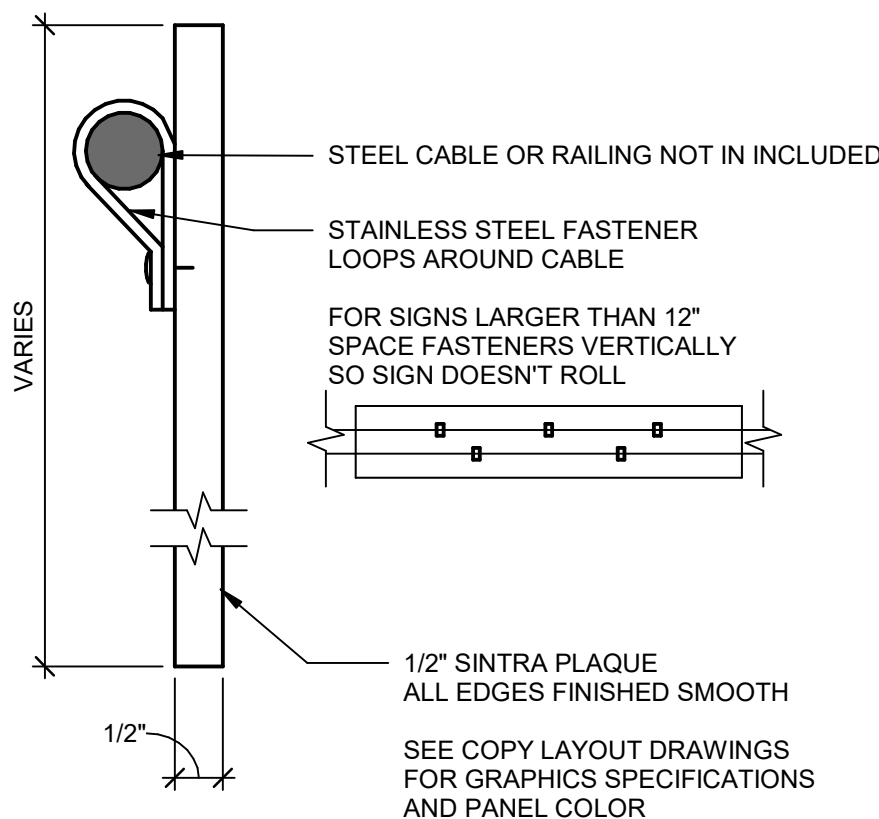
15 SIGN MOUNTING DETAIL

1 1/2" = 1'-0"



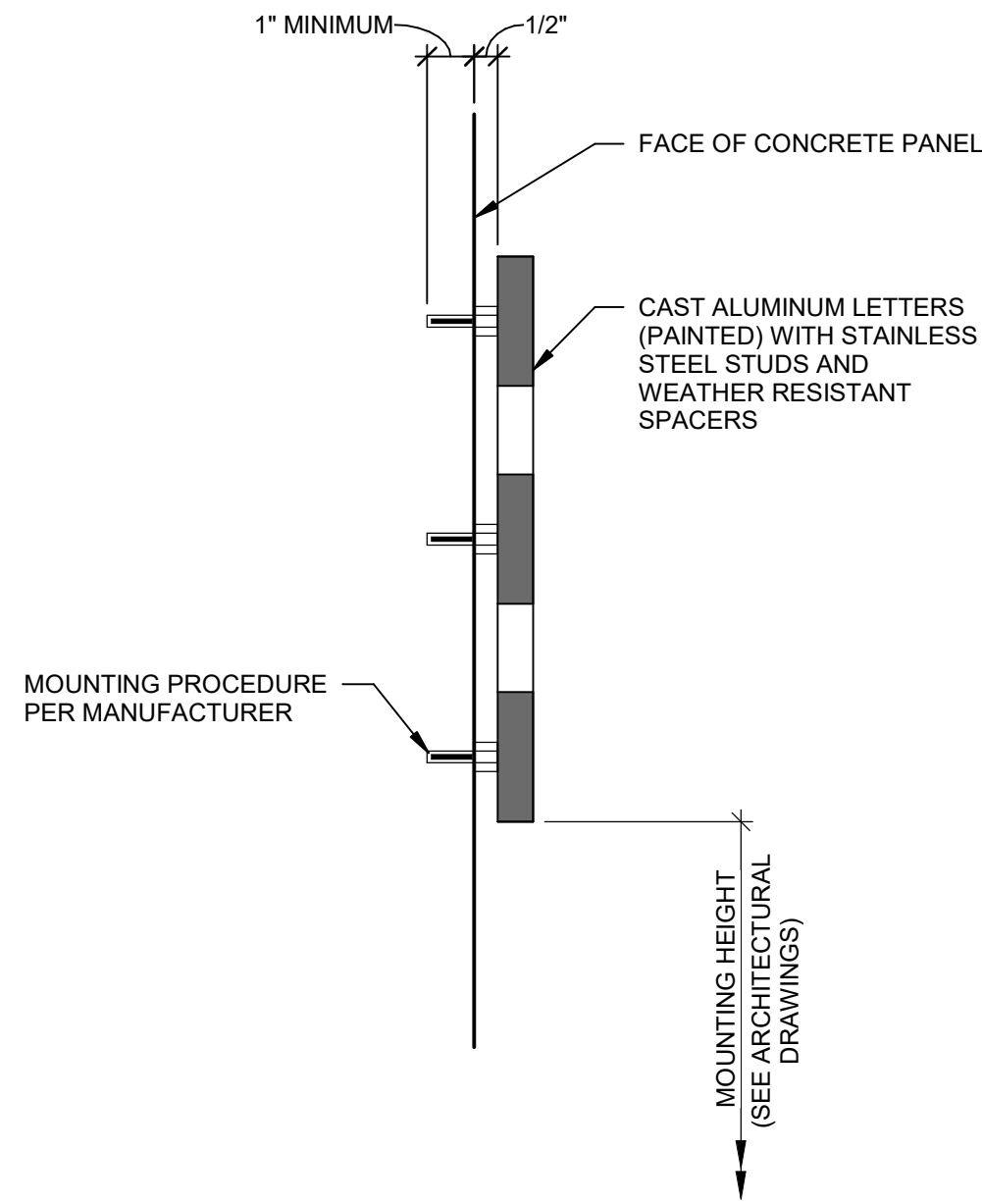
14 SIGN MOUNTING DETAIL

3/4" = 1'-0"



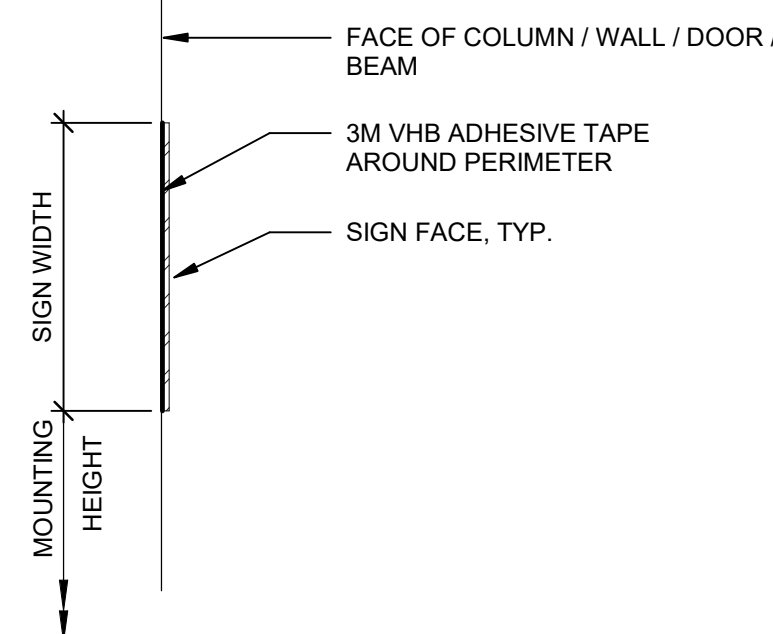
16 SIGN MOUNTING DETAIL

6" = 1'-0"



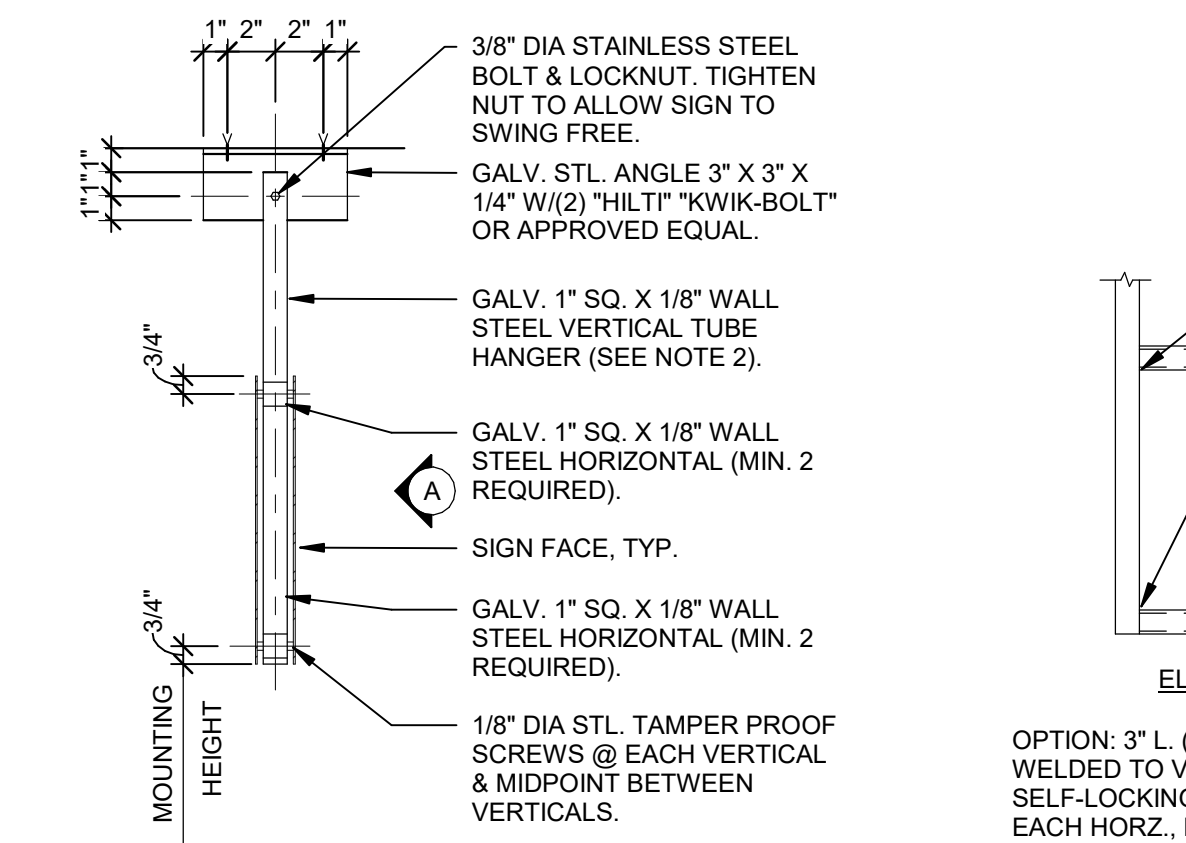
17 SIGN MOUNTING DETAIL

3" = 1'-0"



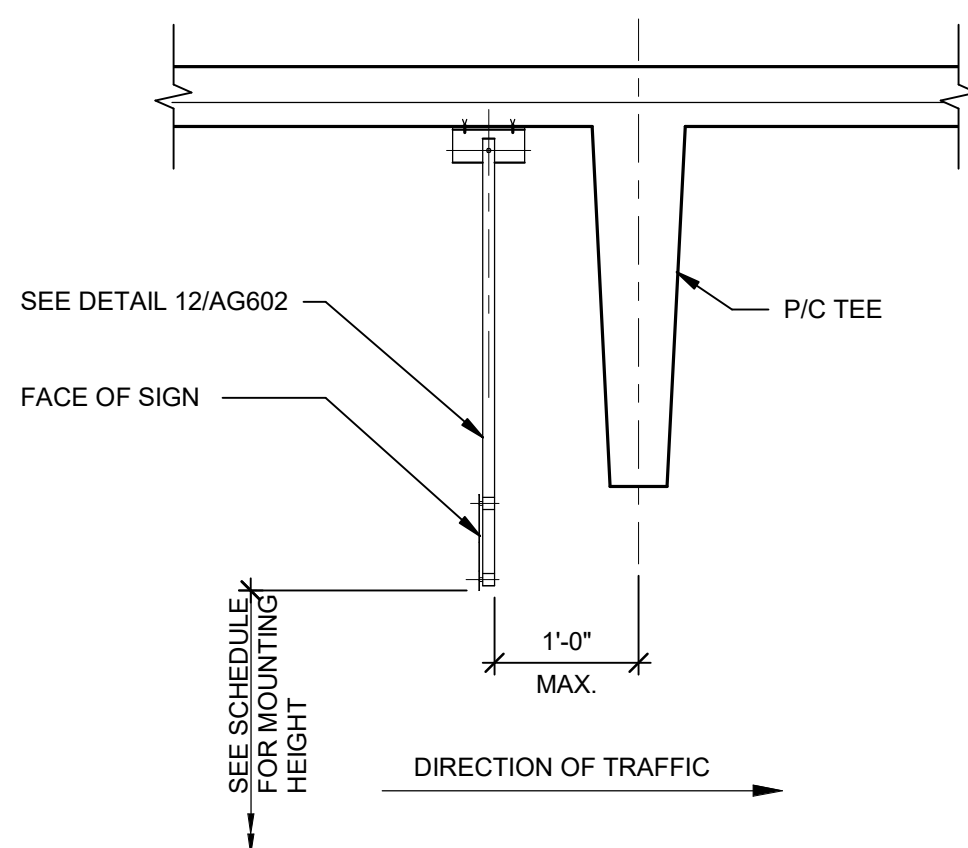
13 SIGN MOUNTING DETAIL

1 1/2" = 1'-0"



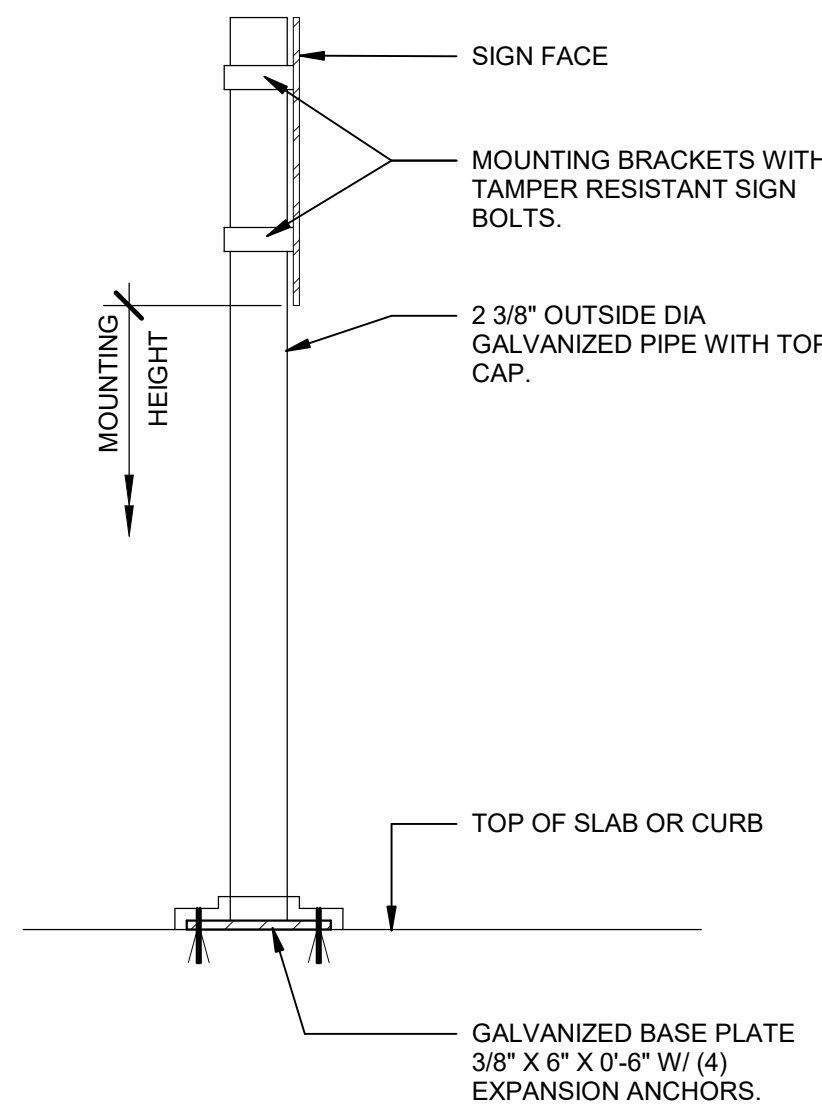
12 SIGN MOUNTING DETAIL

1 1/2" = 1'-0"



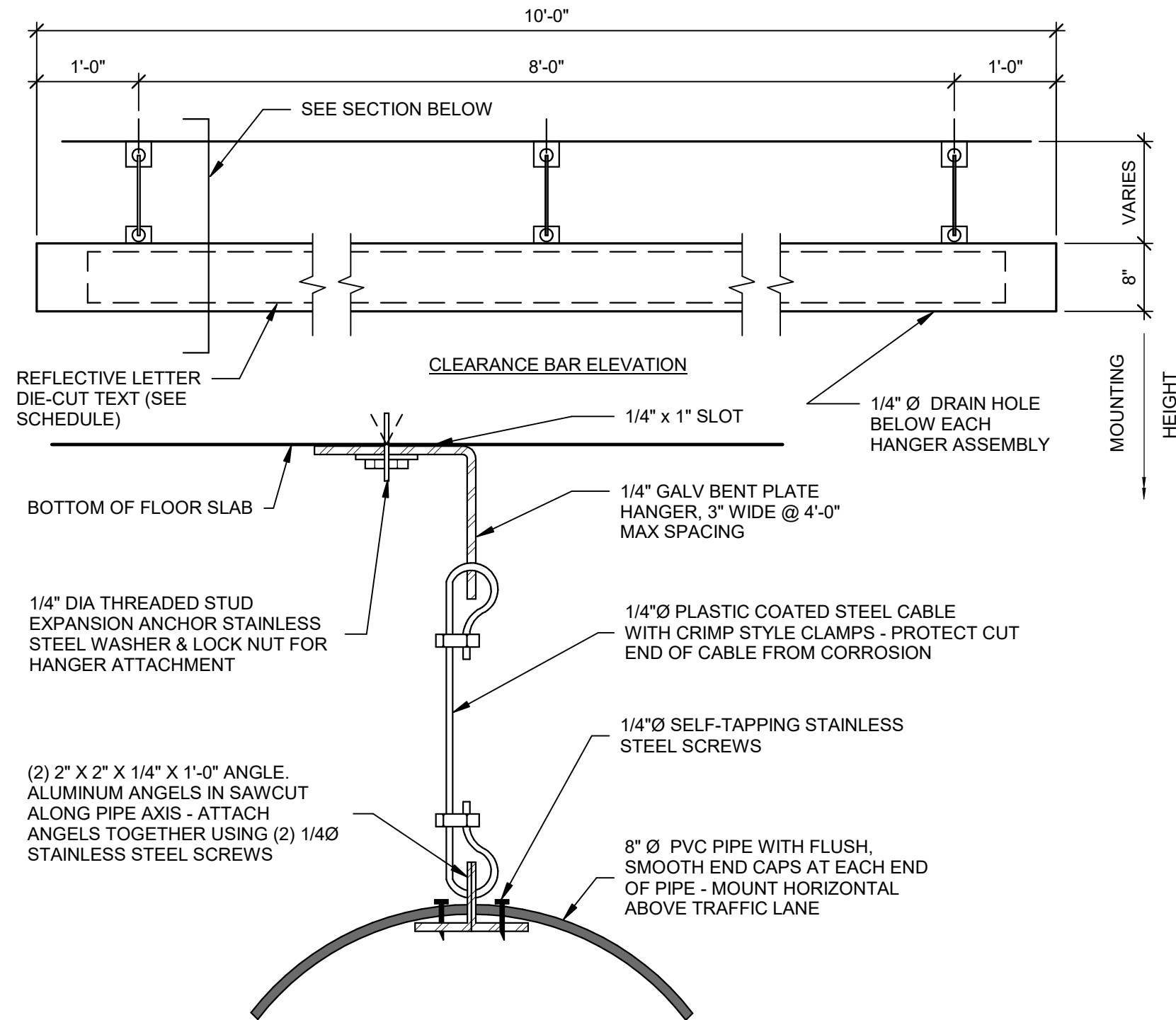
11 SIGN MOUNTING DETAIL

3/4" = 1'-0"



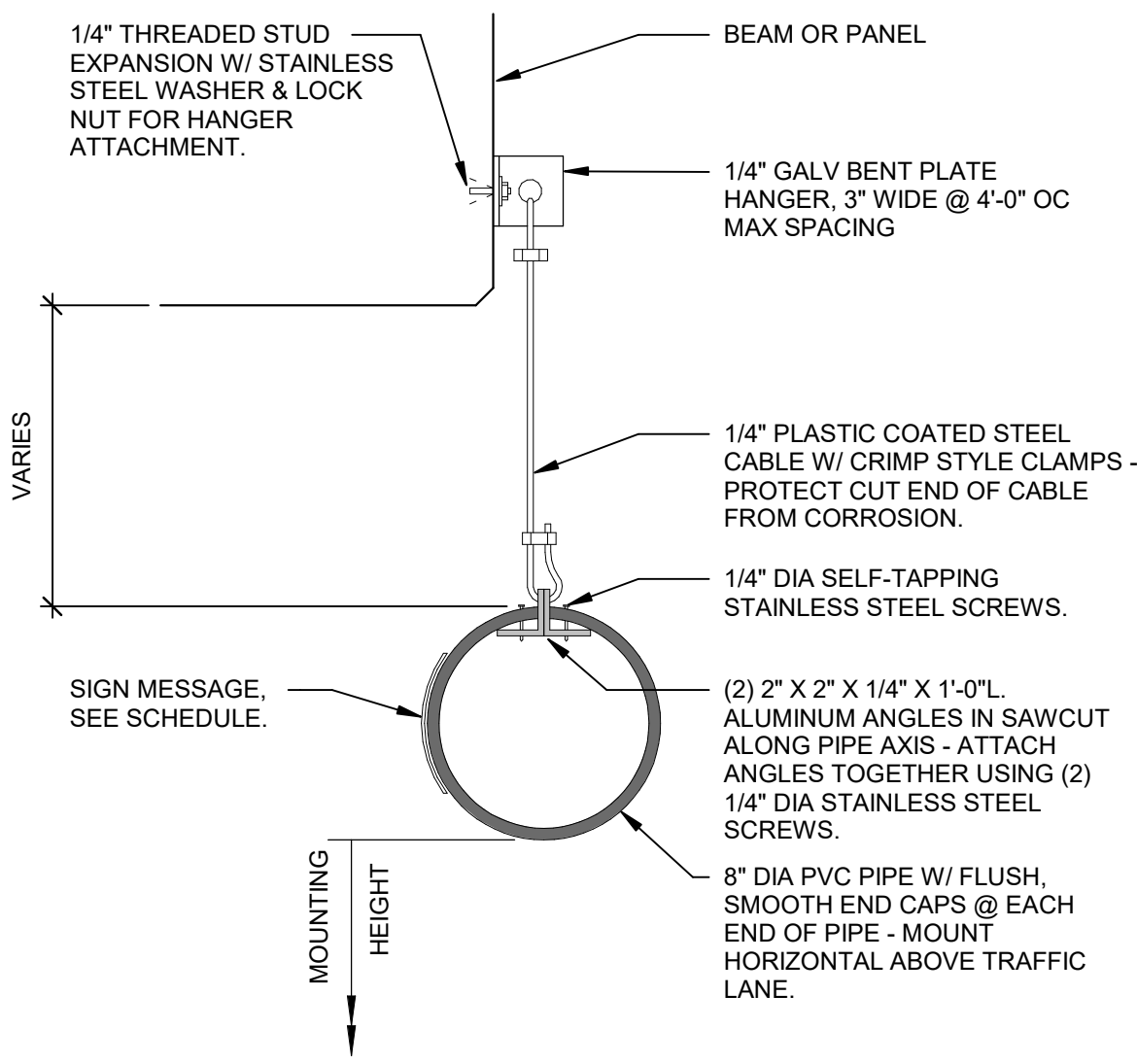
10 SIGN MOUNTING DETAIL

1 1/2" = 1'-0"



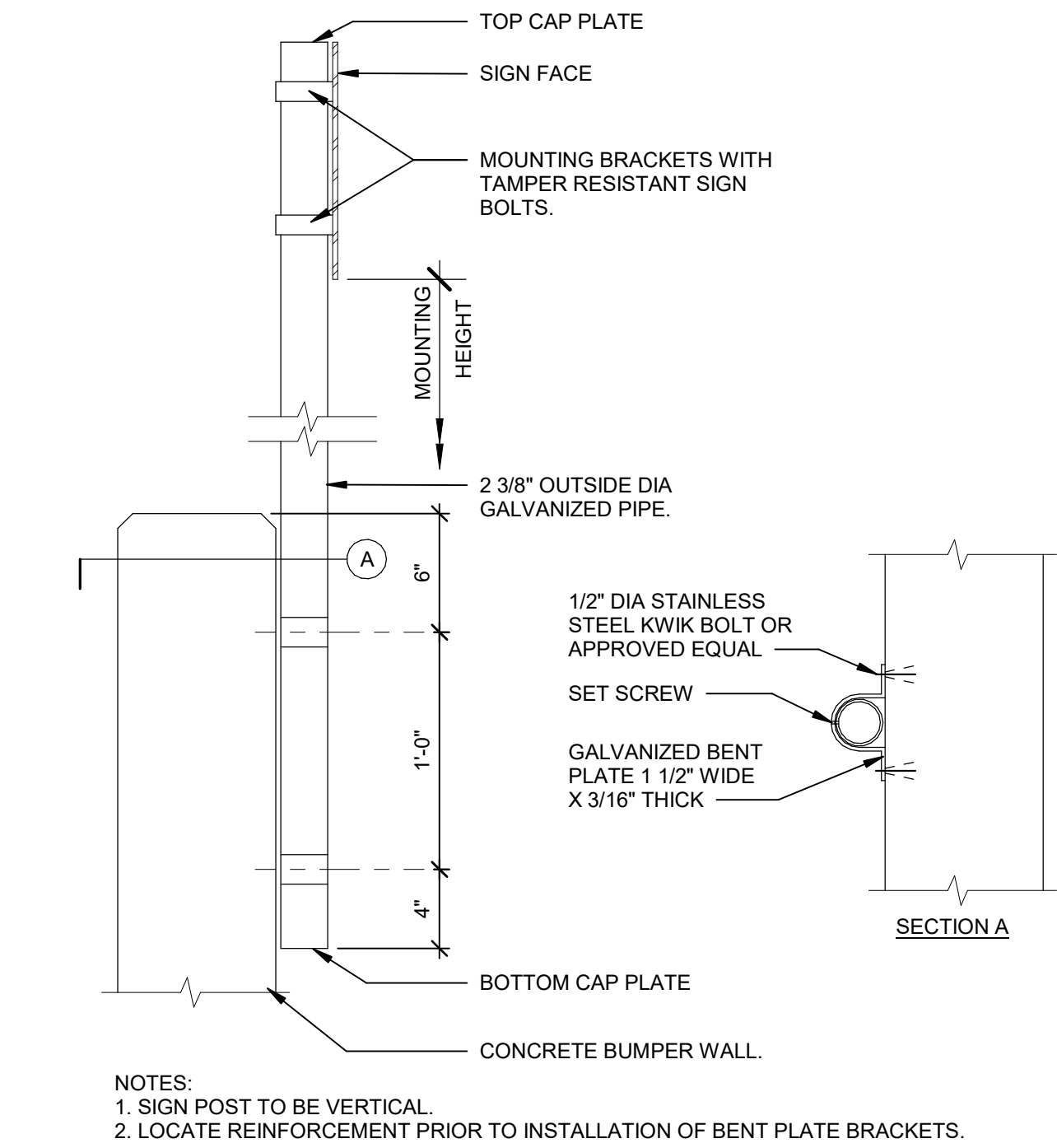
7 SIGN MOUNTING DETAIL

3/4" = 1'-0"



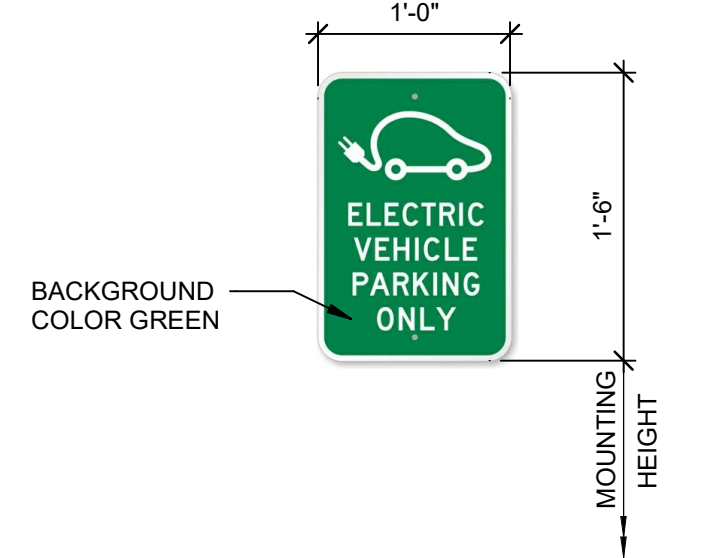
8 SIGN MOUNTING DETAIL

1 1/2" = 1'-0"



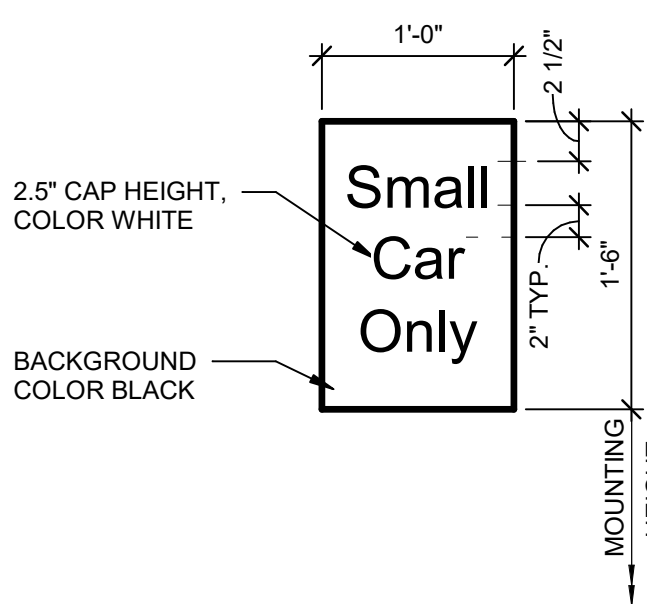
9 SIGN MOUNTING DETAIL

1 1/2" = 1'-0"



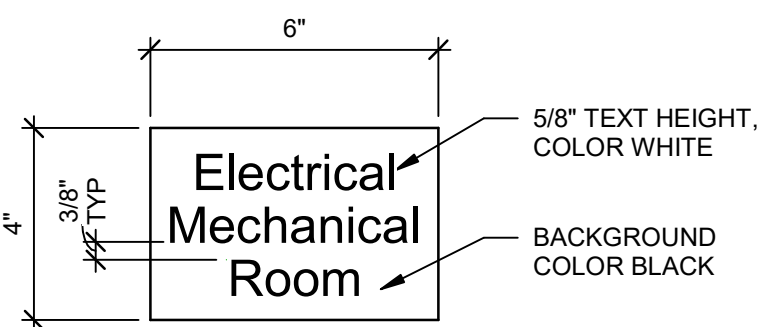
1 SIGN DETAIL S17

1" = 1'-0"



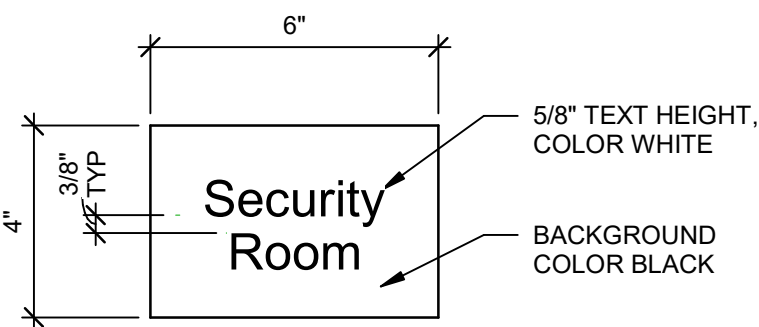
2 SIGN DETAIL S18

1" = 1'-0"



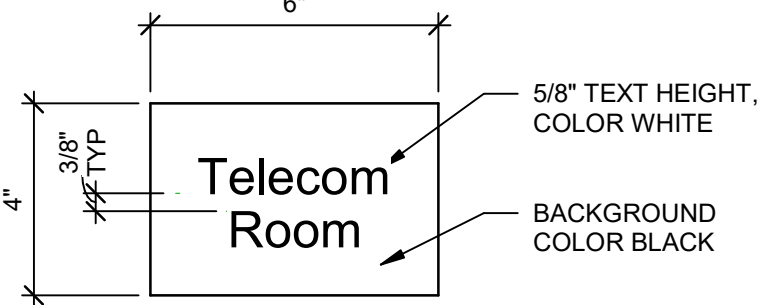
3 SIGN DETAIL S19

3" = 1'-0"



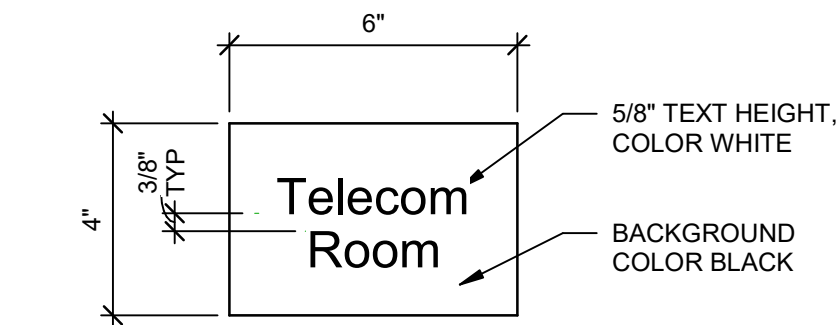
4 SIGN DETAIL S20

3" = 1'-0"



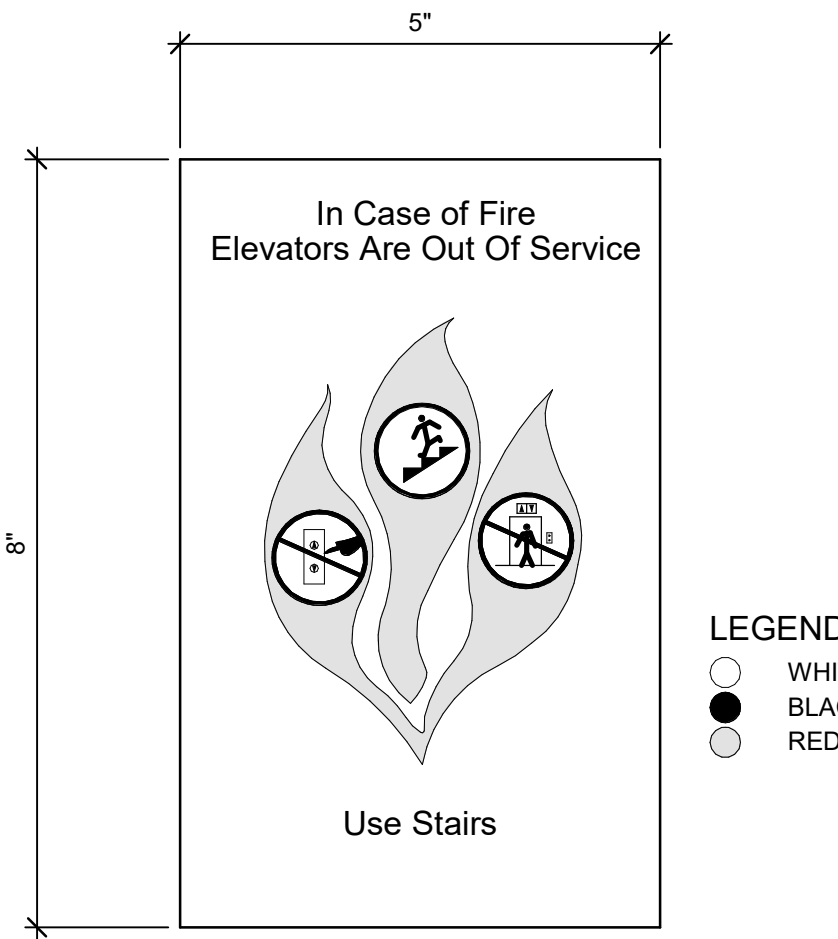
5 SIGN DETAIL S21

3" = 1'-0"



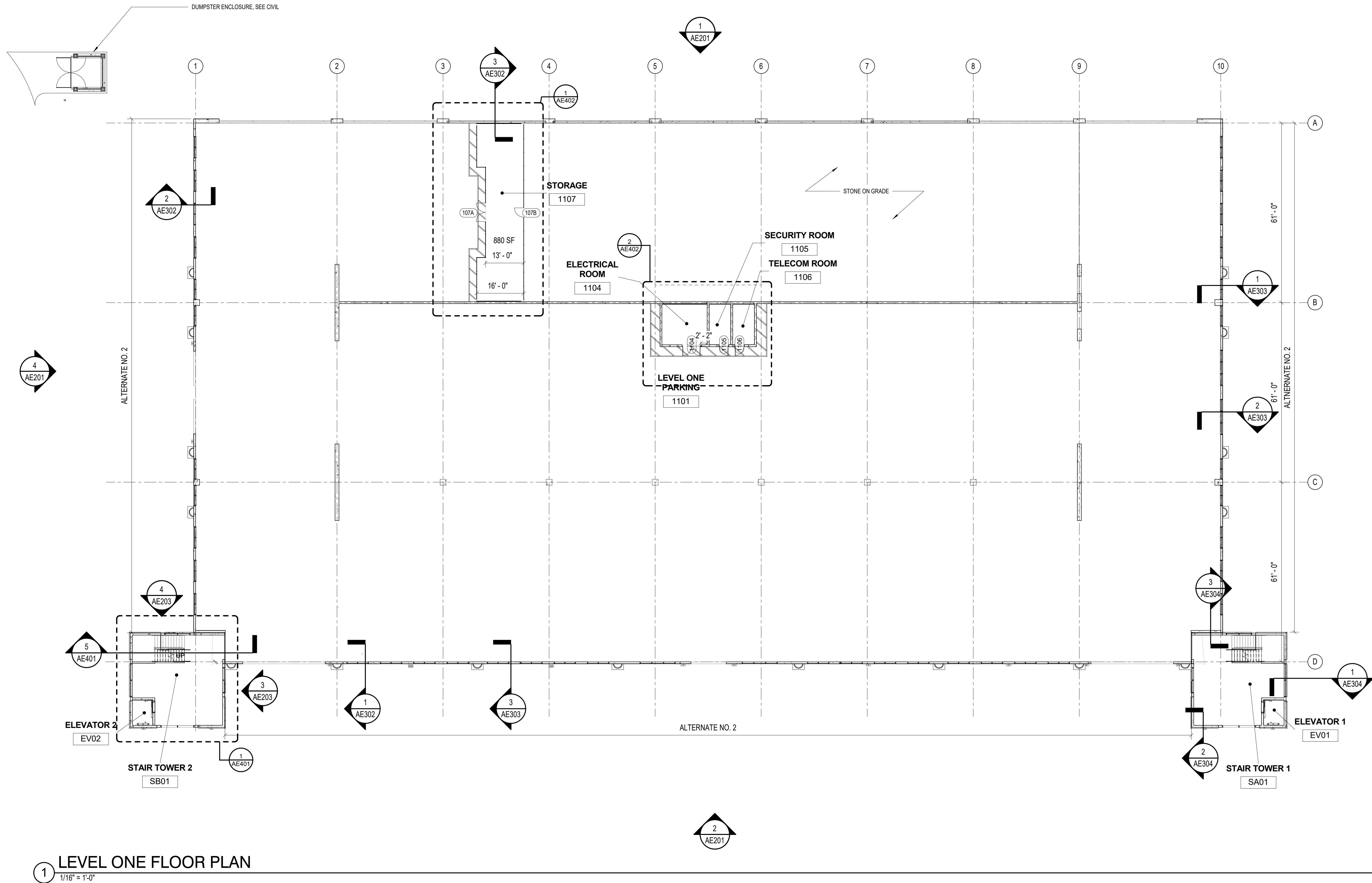
6 SIGN DETAIL S22

6" = 1'-0"



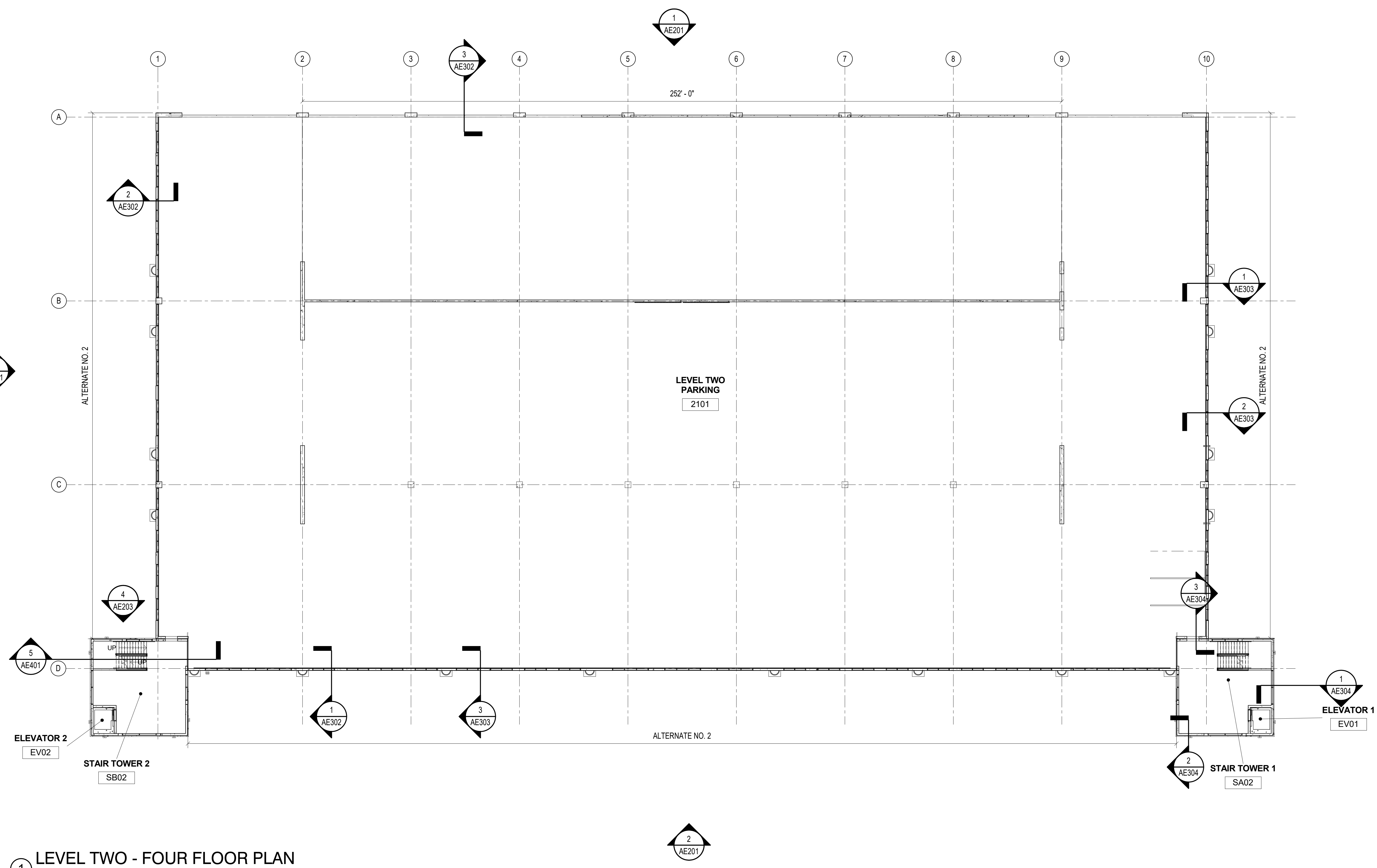



4/1/2019 2:13:37 PM  
C:\new\Project\12\_UNCW\_Parking\_Deck\_L1\17\_req.dwg





4/12/2019 2:15:40 PM  
C:\next\Projects\0172\_UNCW\_Parking\_Deck\_ILA17\_req.dwg not



1 LEVEL TWO - FOUR FLOOR PLAN  
1/16" = 1'-0"

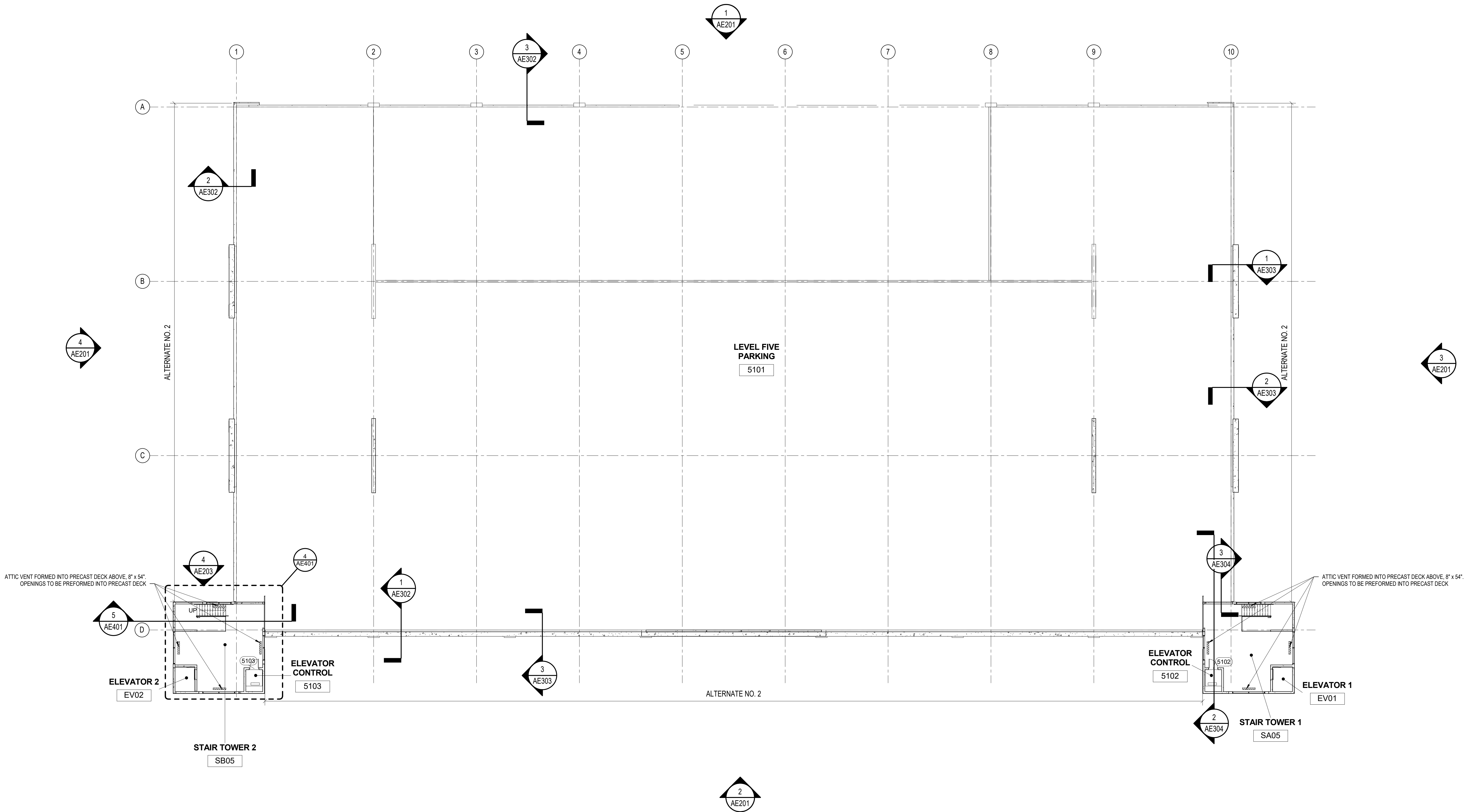
NOTE: THERE ARE NO RATED  
PARTITIONS WITHIN STRUCTURE

REVISIONS	



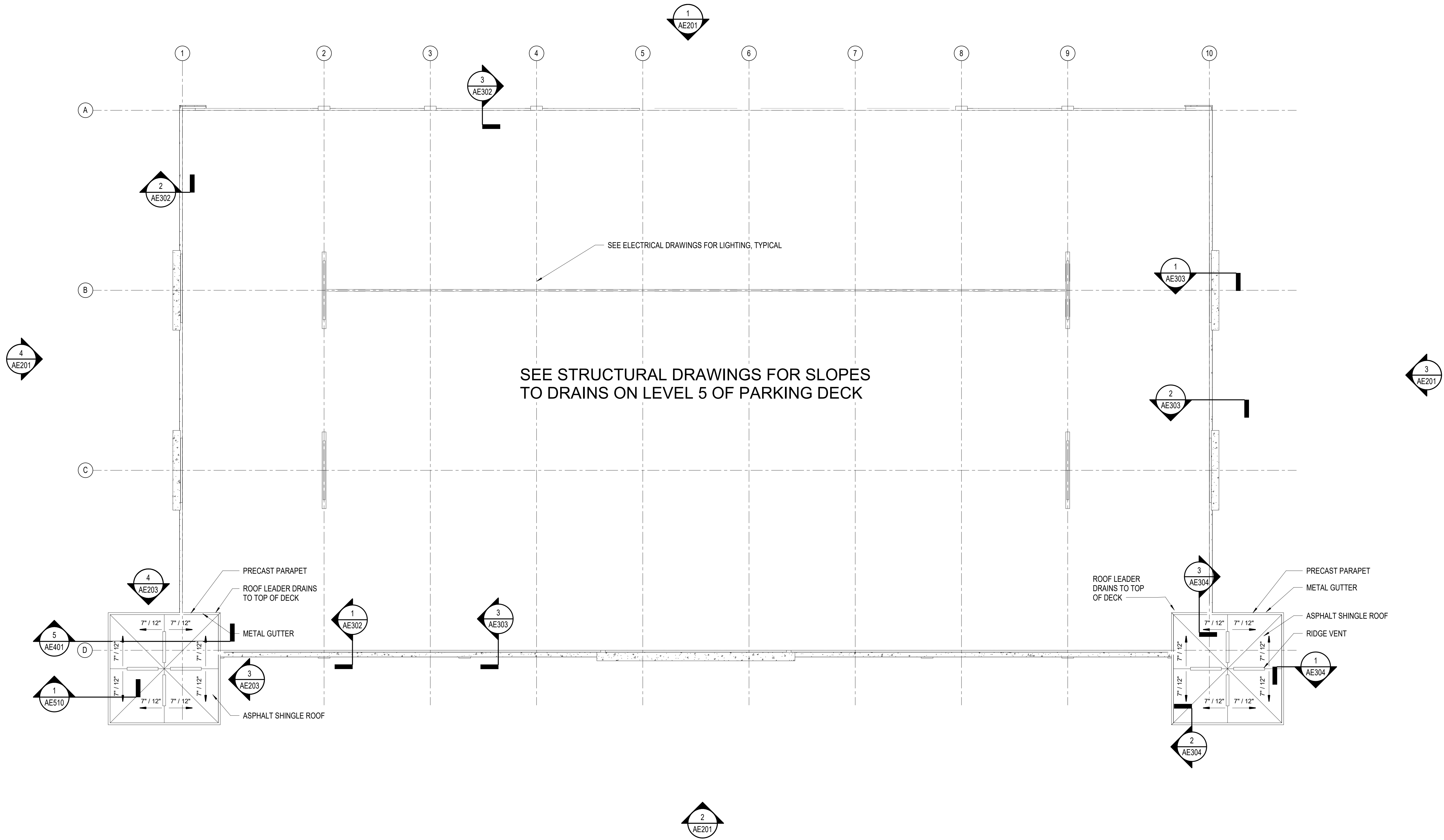
4/1/2019 2:15:42 PM  
C:\next\Projects\0172\_UNCW\_Parking\_Deck\_ILA17\_req.dwg

REVISIONS	






4/12/2019 2:15:43 PM  
C:\next\Projects\12\_2\_UNCW\_Parking\_Deck\_ILA17\_req.dwg



1 ROOF PLAN  
1/16" = 1'-0"



NC CORPORATE ENGINEERING LICENSE #C-1028

SUBMITTAL  
03/29/2019  
**75% CONSTRUCTION  
DOCUMENTS**

REVISIONS	

KEY PLAN

SHEET  
**ROOF PLAN**

**AE104**



4/12/2019 2:15:50 PM  
C:\new\Projects\12\_UNCW\Parking\_Deck\_ILA17\_report.rvt

1  
E  
D  
C  
B  
A

2

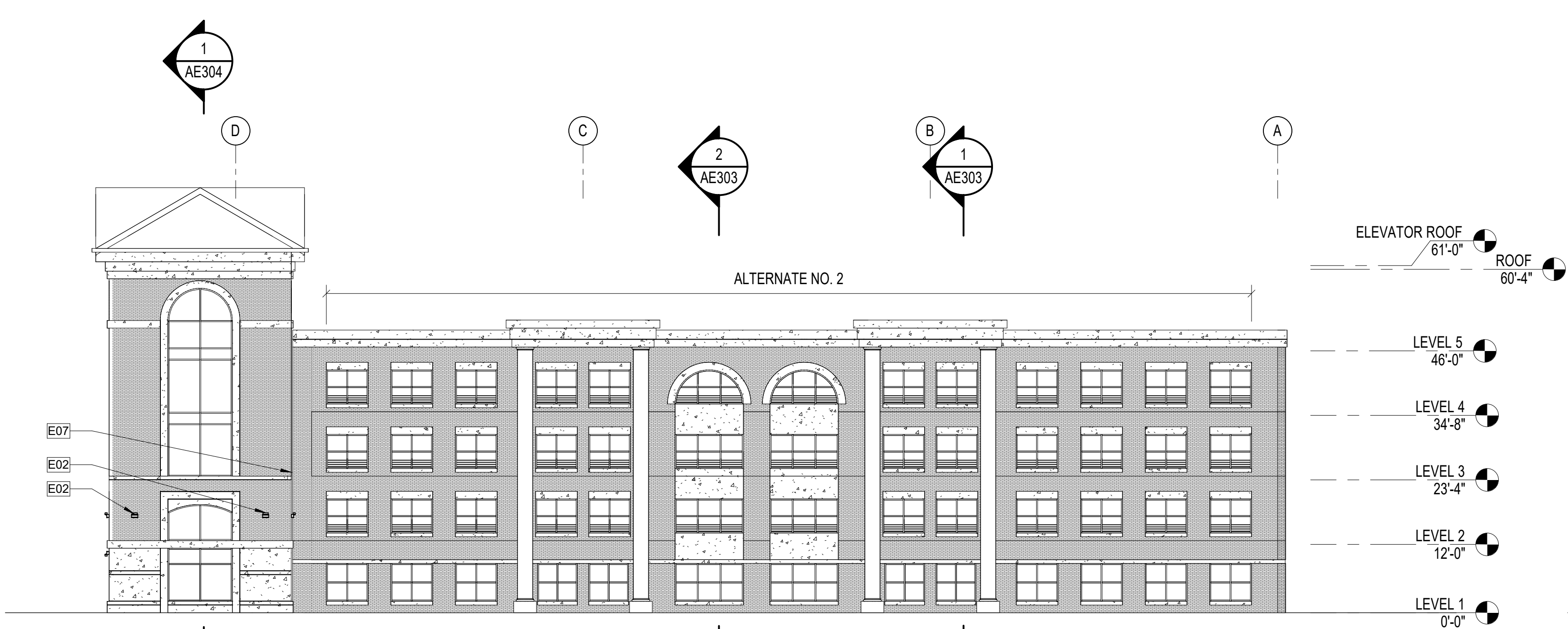
3

4

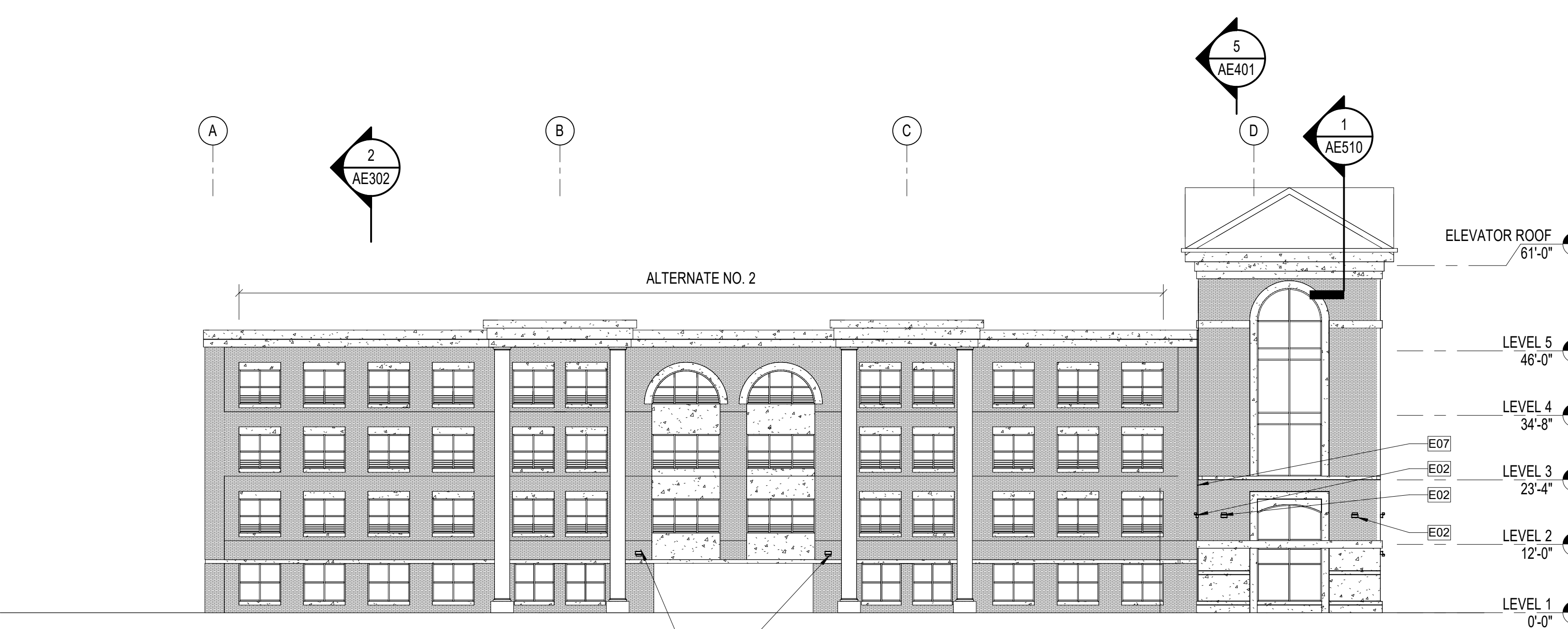
5

6

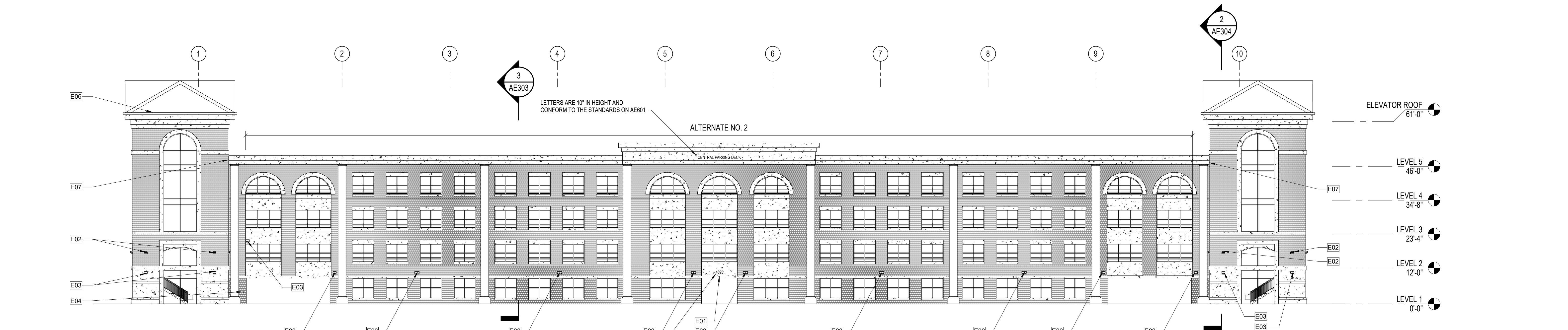
KEYNOTES	
KEYNOTE	DESCRIPTION
E01	BUILDING ADDRESS SIGNAGE
E02	WALL WASHER LIGHTING @ 17'0" AFF TO CL OF FIXTURE, TYP.
E03	DOWNLIGHTING @ 10'6" AFF TO CL OF FIXTURE, TYP.
E04	FDC, SEE PLUMBING DWG
E06	GUTTER
E07	3" BUILDING EXPANSION JOINT, SEE STRUCTURAL DWG



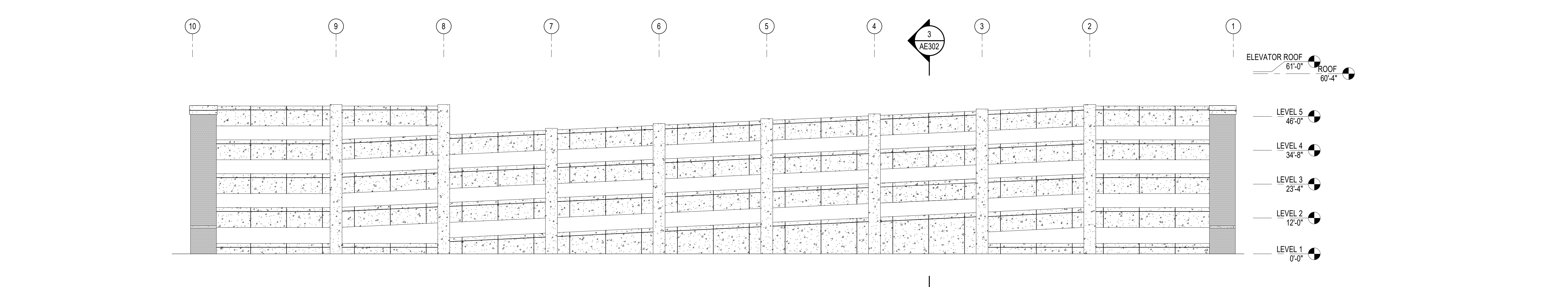
3 EXTERIOR ELEVATION - EAST  
1/16" = 1'-0" REF 1 / AE102



4 EXTERIOR ELEVATION - WEST  
1/16" = 1'-0" REF 1 / AE101



2 EXTERIOR ELEVATION - SOUTH  
1/16" = 1'-0" REF 1 / AE101



1 EXTERIOR ELEVATION - NORTH  
1/16" = 1'-0" REF 1 / AE101

**UNCW**  
UNIVERSITY of NORTH CAROLINA WILMINGTON  
601 S COLLEGE ROAD  
WILMINGTON, NORTH CAROLINA 28403  
PARKING DECK II AND SURFACE  
PARKING (DESIGN-BUILD)  
SOUTH CAMPUS - 4965 RIEGEL ROAD

SCO ID NUMBER: 18-19226-01A  
CODE: 41828  
ITEM: 301

CONTRACTOR  
**Balfour Beatty Construction**

DESIGNER  
**CLARK NEXSEN**  
1523 ELIZABETH AVENUE, SUITE 300  
CHARLOTTE, NORTH CAROLINA 28204  
704-377-8800  
CLARK NEXSEN LICENSE NUMBER: C-1028

**WALKER CONSULTANTS**  
13660 Ballantyne Corporate Place  
Suite 140  
Charlotte, NC 28277  
T: 704.247.6230  
www.walkerconsultants.com  
NC License No. F-0518

**MCKIM & CREED**  
CIVIL ENGINEER  
243 NORTH FRONT STREET  
WILMINGTON, NORTH CAROLINA  
28401  
910.343.1048

PROFESSIONAL SEAL

CLARK T. RUN/DAK  
REGISTERED ARCHITECT  
7730  
NORTH CAROLINA  
N.C.

NOT FOR CONSTRUCTION

NC CORPORATE ENGINEERING LICENSE #C-1028  
SUBMITTAL  
03/29/2019  
75% CONSTRUCTION DOCUMENTS

REVISIONS	

KEY PLAN

SHEET  
EXTERIOR ELEVATIONS

**AE201**

DESIGN: Designer  
DRAWN: Author  
REVIEW: Checker  
CN 8112



4/1/2019 2:13:54 PM  
C:\new\Projects\12\_ UNCW\_Parking\_Deck\_ILA17\_report.dwg



3 ENLARGED EXTERIOR ELEVATION AT SOUTH CENTER BAYS  
3/16" = 1'-0"

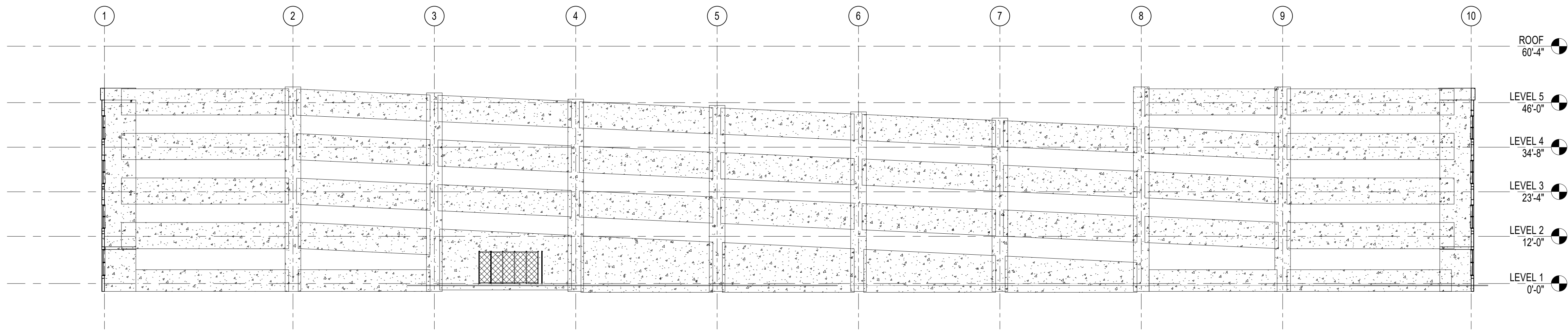


4 ENLARGED ELEVATION WEST VEHICULAR ENTRANCE  
3/16" = 1'-0"

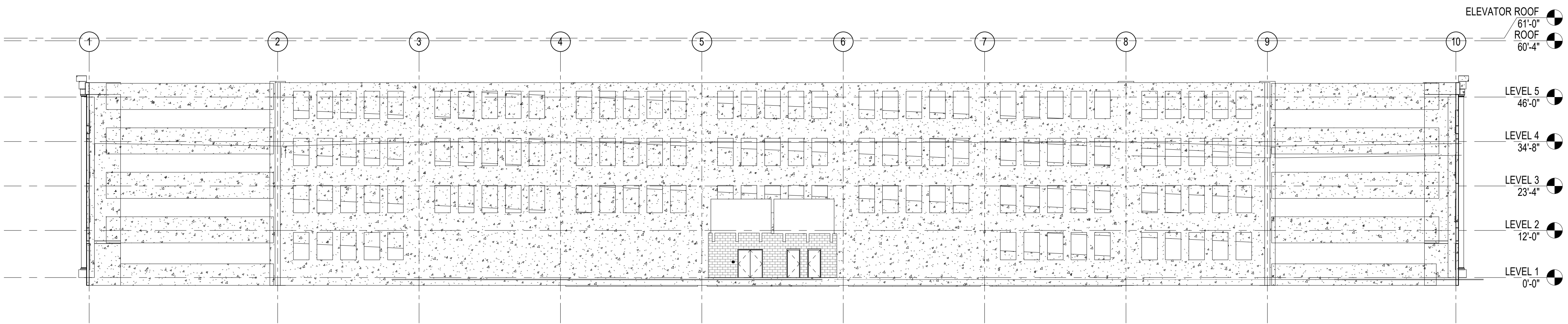




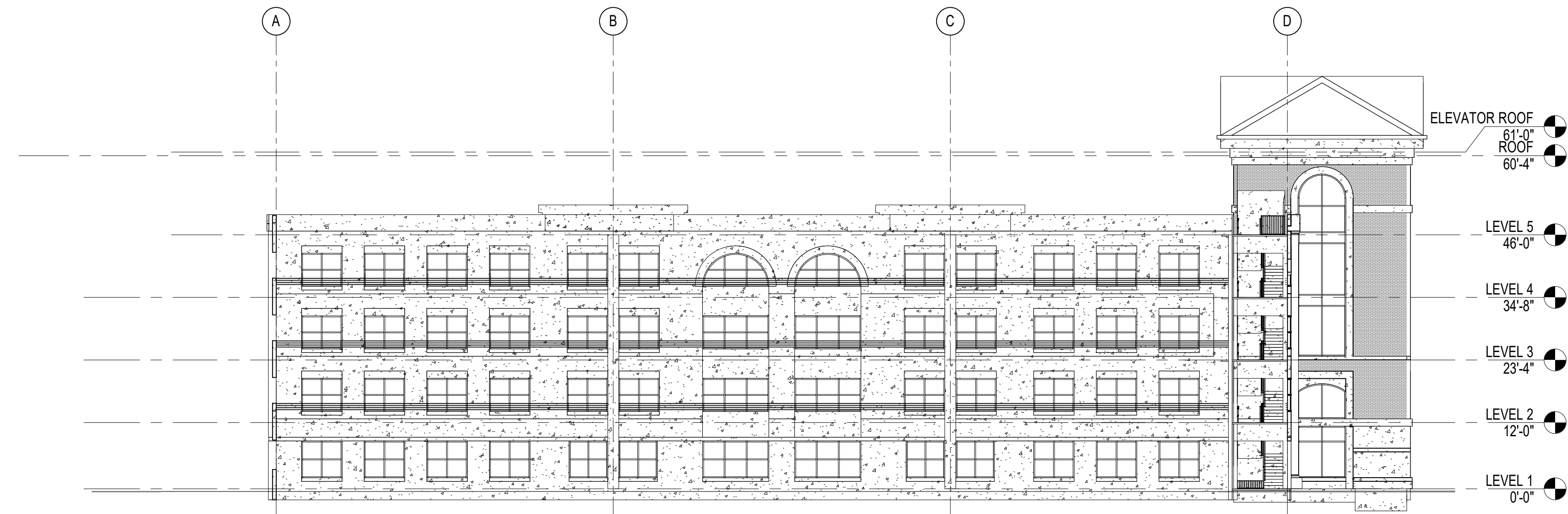
4/1/2019 2:14:05 PM  
C:\new\Projects\12\_UNCW\_Parking\_Deck\_ILA17\_report.dwg



3 LONGITUDINAL BUILDING SECTION BETWEEN COL. LINES A AND B - LOOKING NORTH  
1/16" = 1'-0"



2 LONGITUDINAL BUILDING SECTION BETWEEN COL. LINE B AND C - LOOKING NORTH  
1/16" = 1'-0"




1 LATITUDINAL BUILDING SECTION BETWEEN COL. LINES 9 AND 10 - LOOKING EAST  
1/16" = 1'-0"





4/1/2019 2:14:03 PM C:\new\Projects\12\_12\_19\UNCW\_Parking\_Deck\_ILA17\_report.dwg

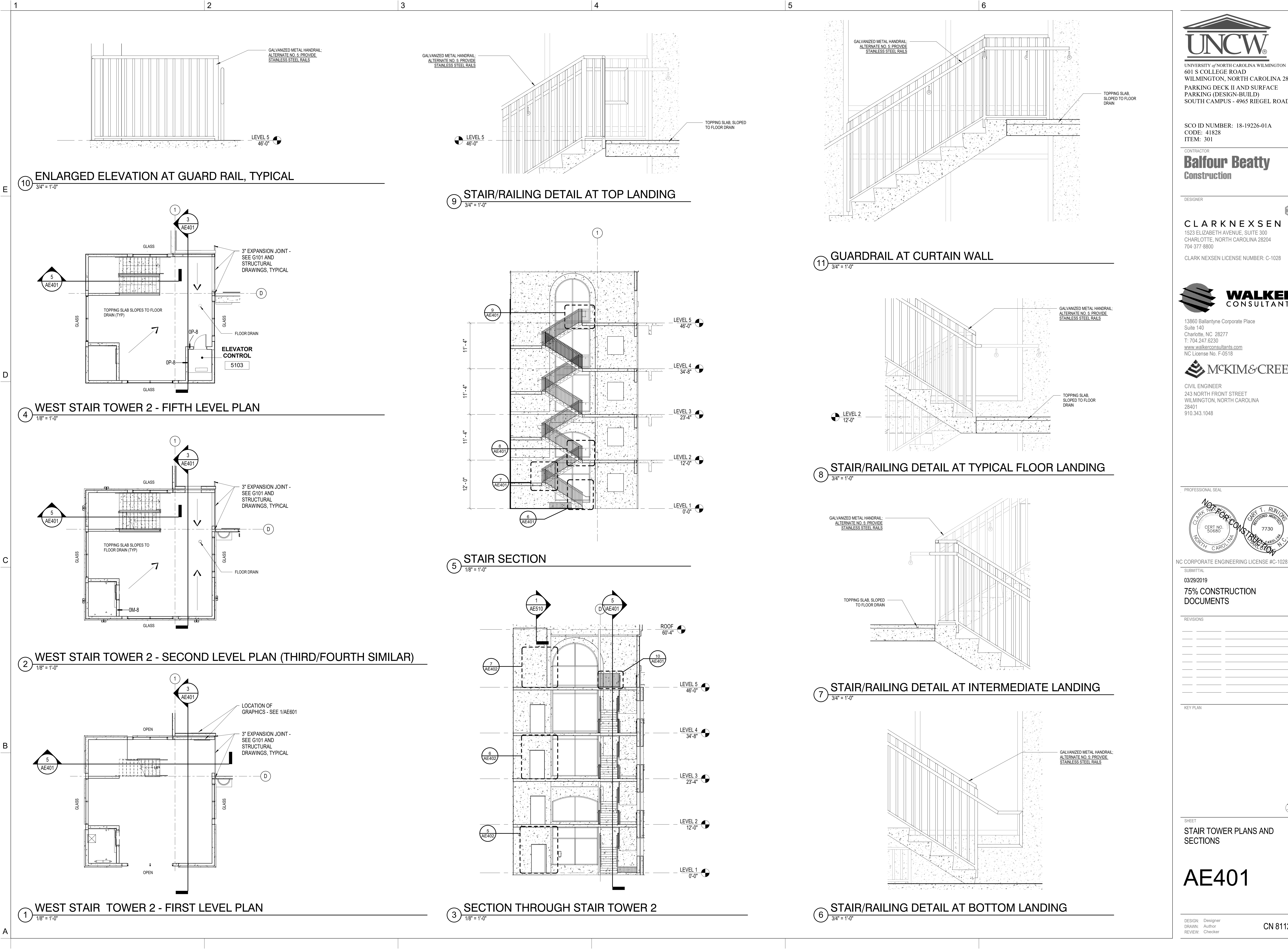




4/1/2019 2:14:10 PM  
C:\new\Projects\0172\_UNCW\_Parking\_Deck\_ILA17\_report.dwg

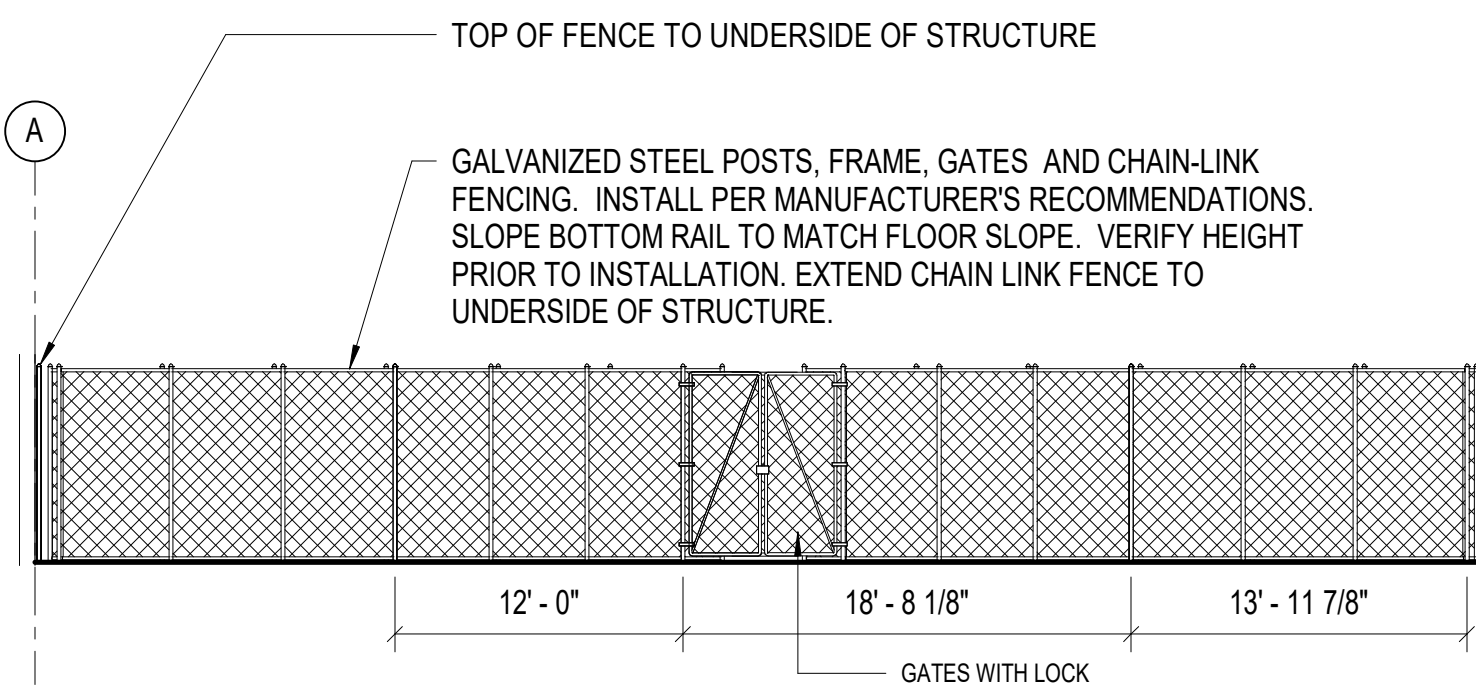


4/12/2019 2:14:17 PM  
C:\new\Projects\12\_UNCW\_Parking\_Deck\_ILA17\_raporty.rvt

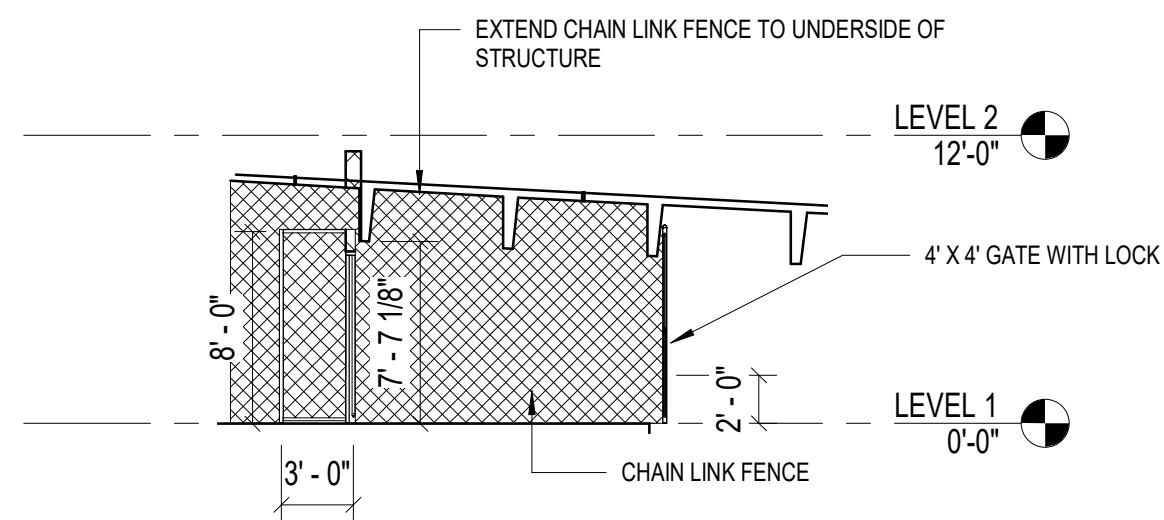




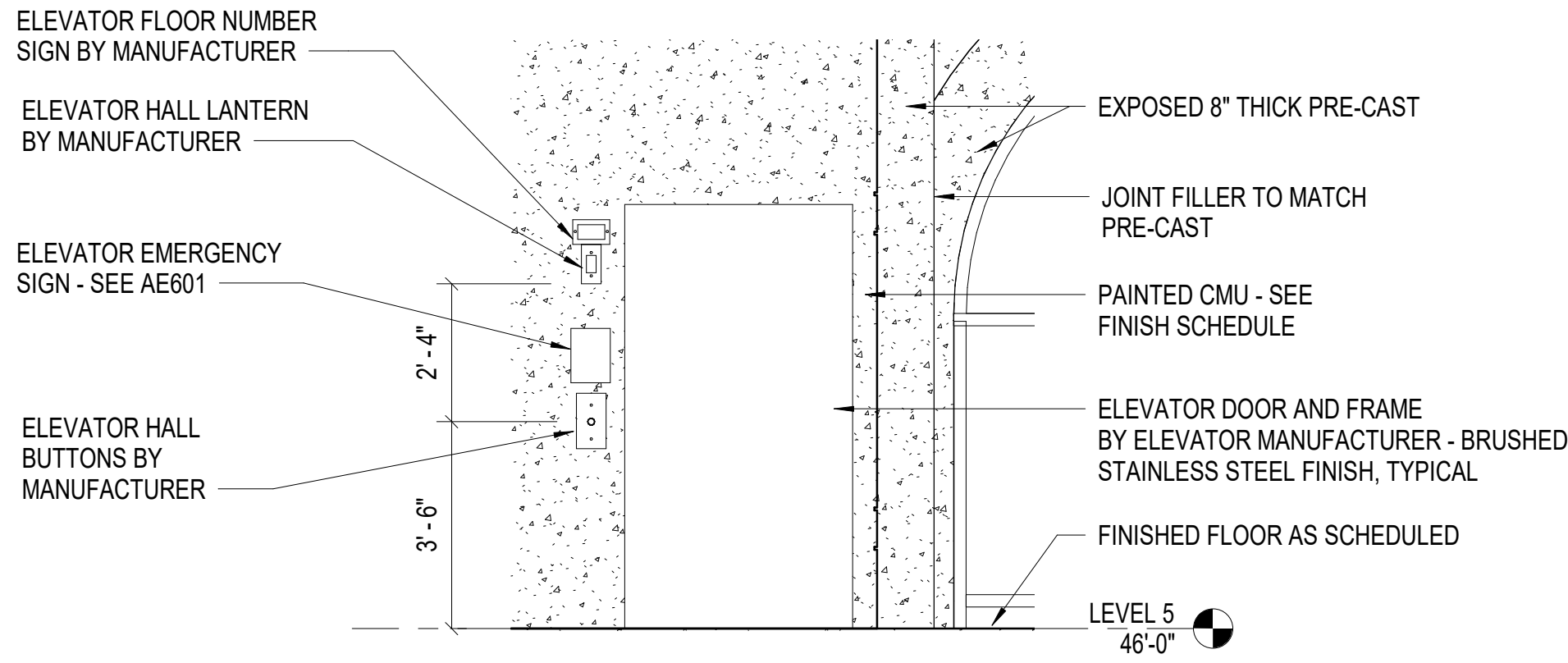
4/1/2019 2:14:20 PM C:\new\Projects\12\_2\_UNCW\_Parking\_Deck\_ILA17\_security.rvt



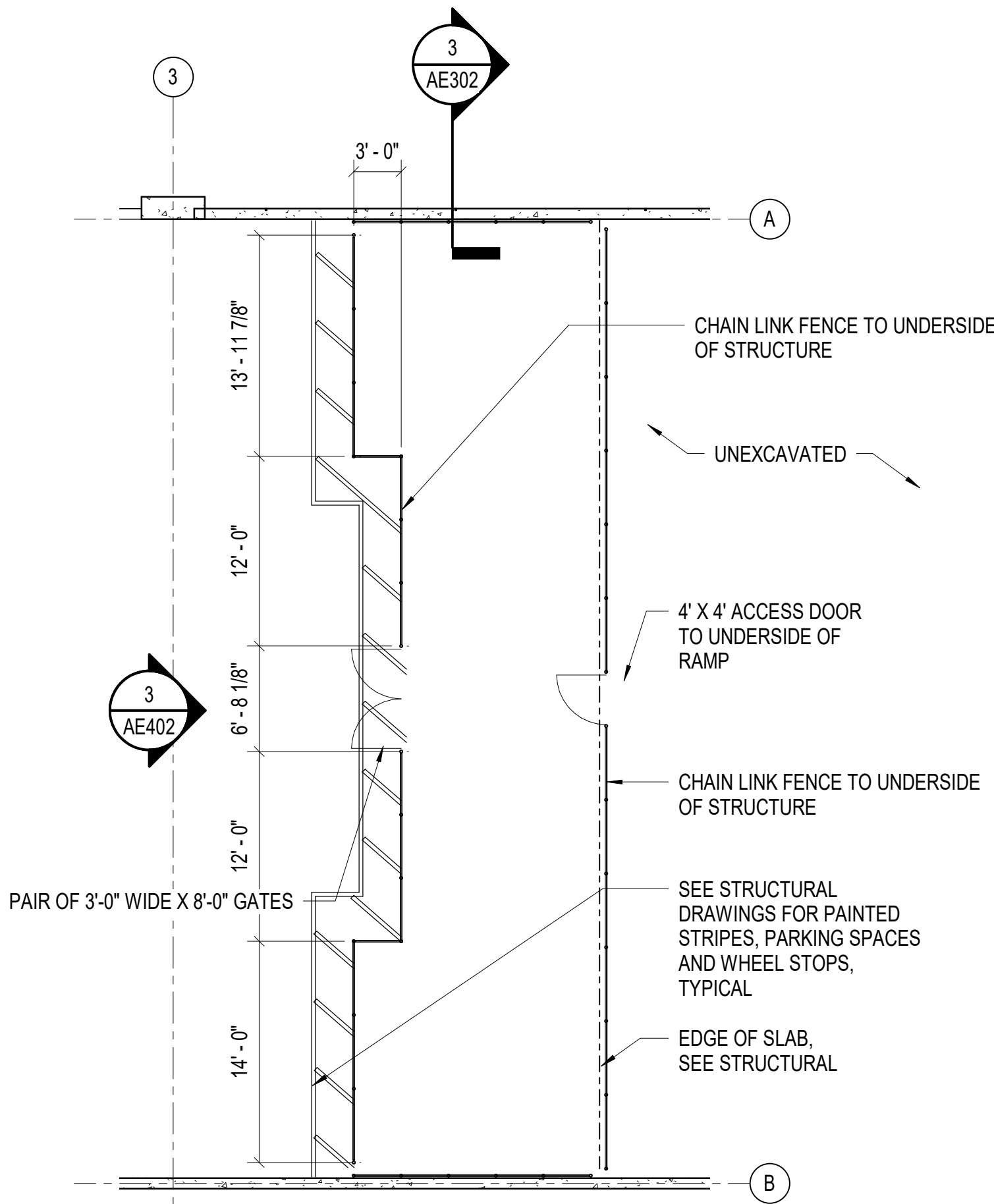
3 ELEVATION AT FENCING AND GATES  
1/8" = 1'-0"



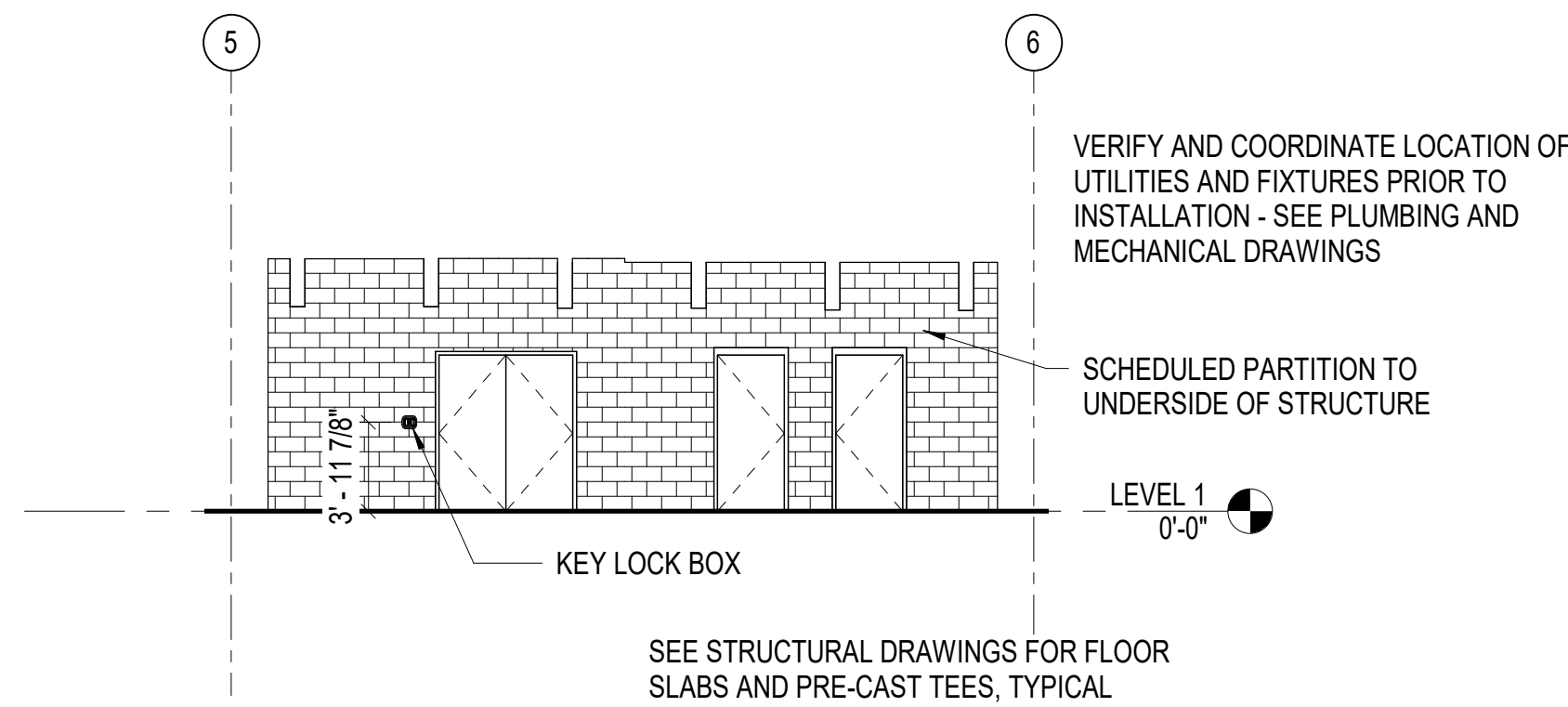
8 SECTION THROUGH STORAGE ENCLOSURE  
1/8" = 1'-0"



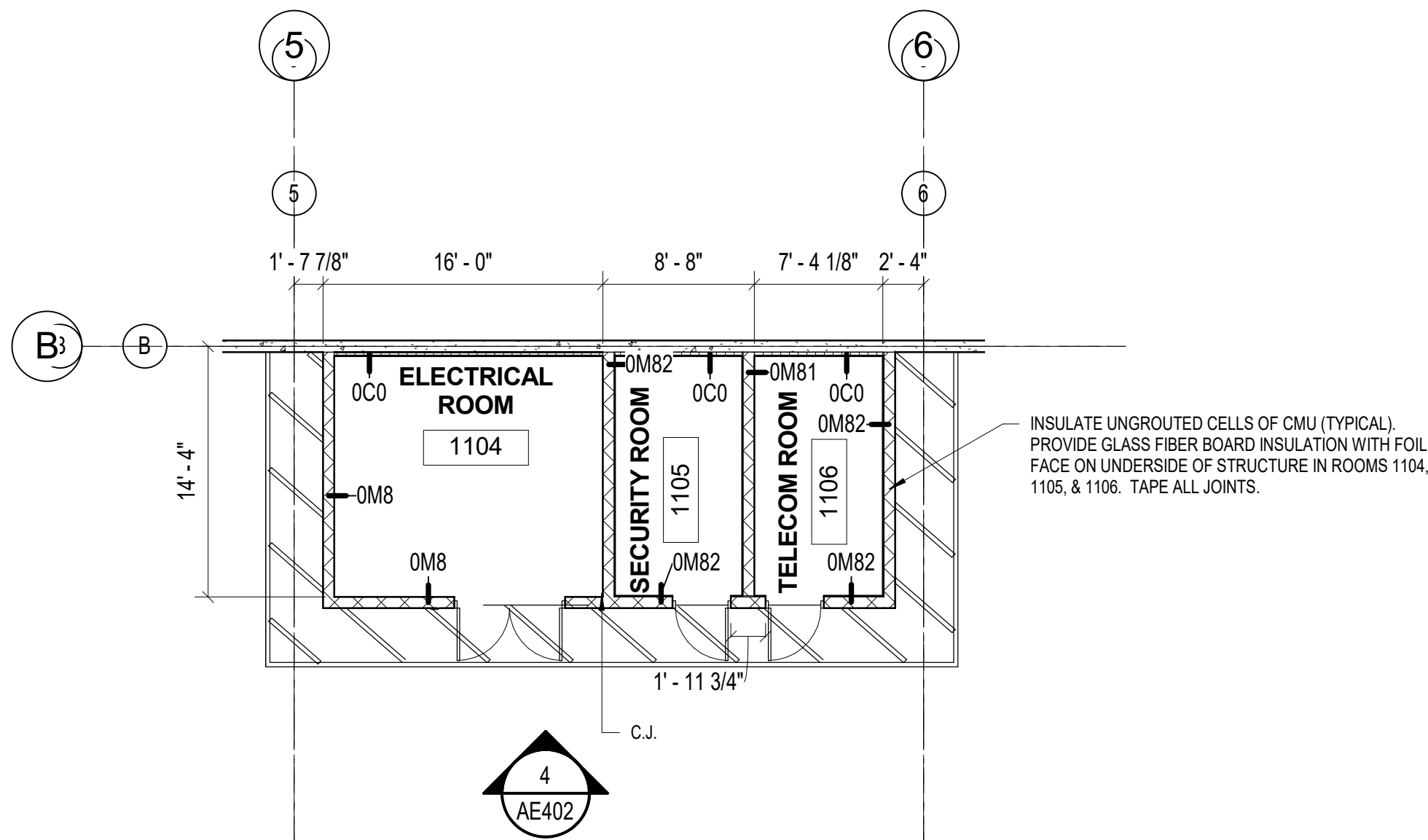
7 ELEVATION AT ELEVATOR ENTRANCE - LEVEL FIVE  
3/8" = 1'-0"



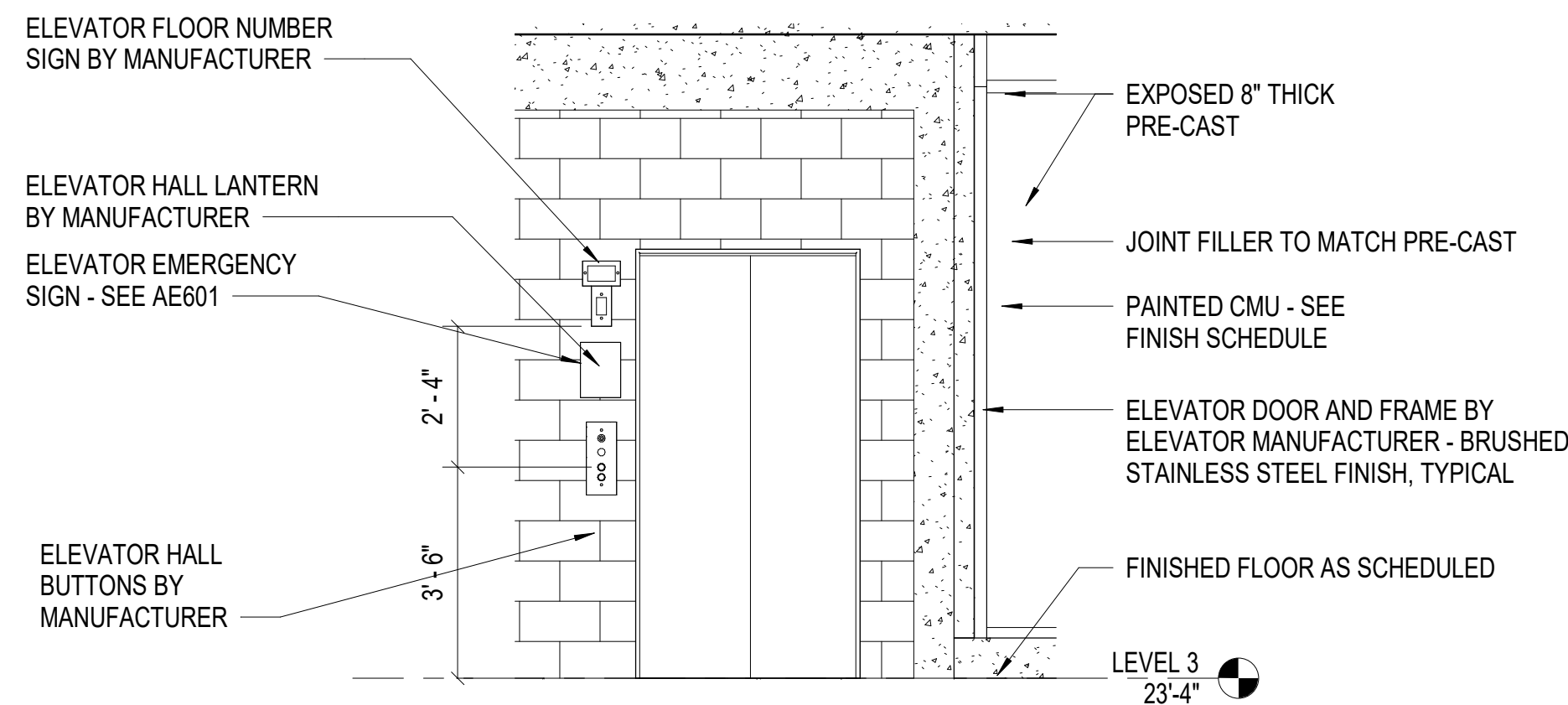
1 ENLARGED PLAN AT FENCED-IN STORAGE  
1/8" = 1'-0"



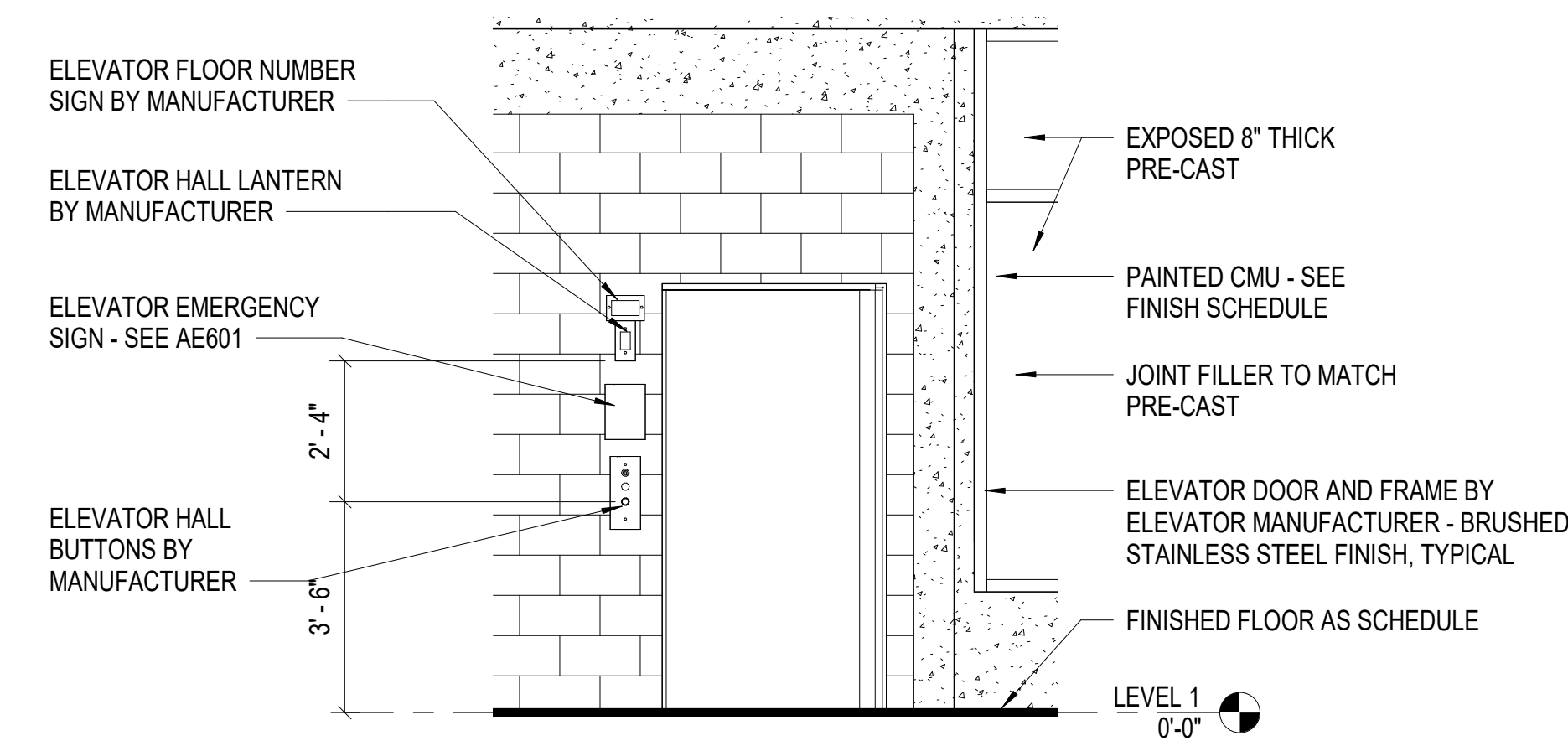
4 ELEVATION AT ELECT/TELE/SECURITY  
1/8" = 1'-0"



2 ENLARGED PLAN AT ELECT/TELE/SECURITY  
1/8" = 1'-0"



6 ELEVATION AT ELEVATOR ENTRANCE - LEVEL 2-4  
3/8" = 1'-0"



5 ELEVATION AT ELEVATOR ENTRANCE - LEVEL 1  
3/8" = 1'-0"




SUBMITTAL

REVISIONS

## KEY PLAN

DESIGN: Designer  
DRAWN: Author  
REVIEW: Checker

CN 8112

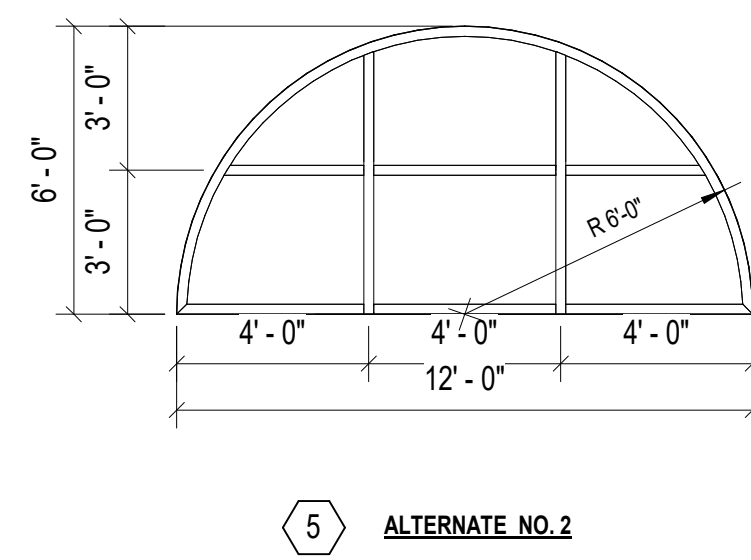
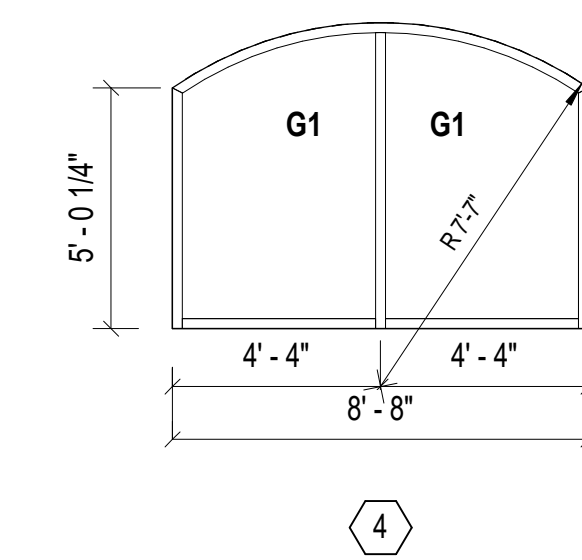
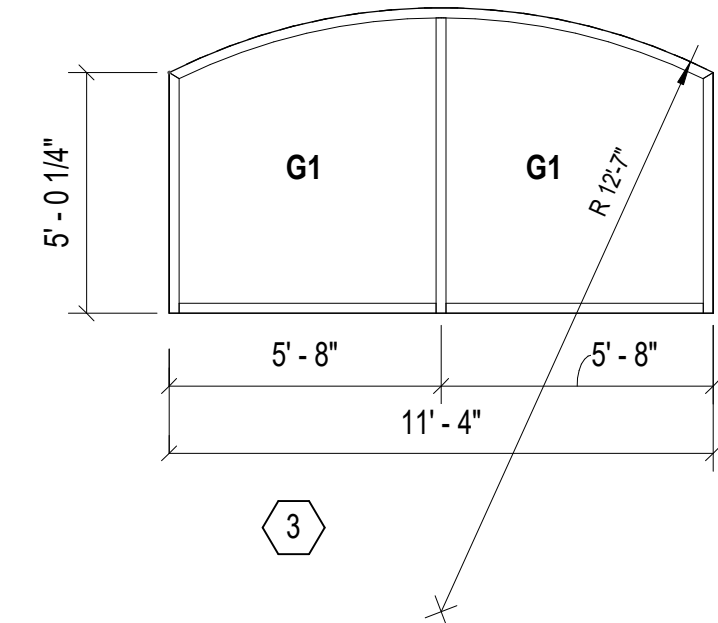
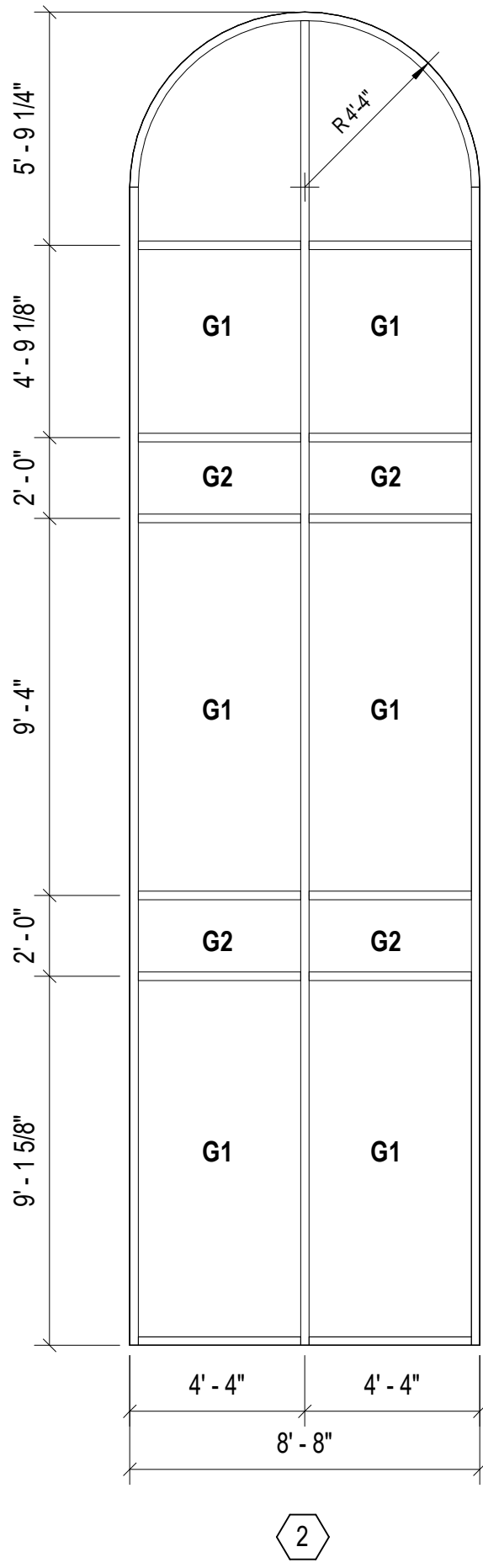
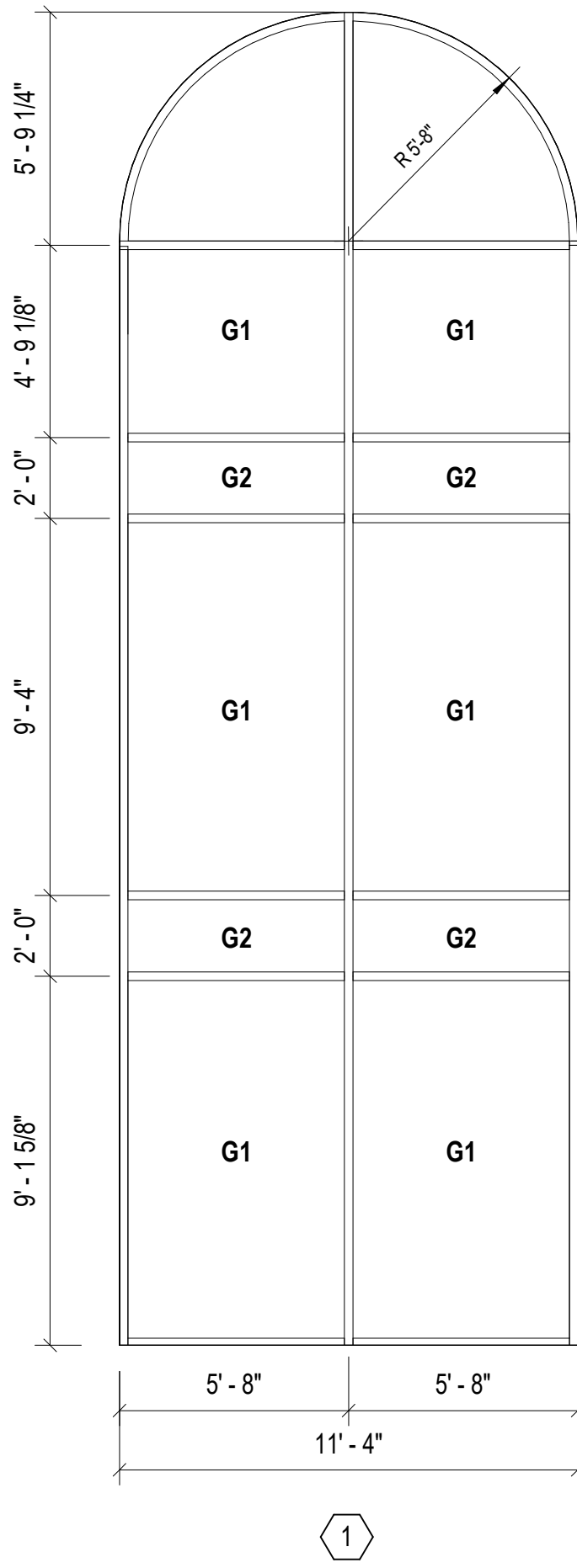




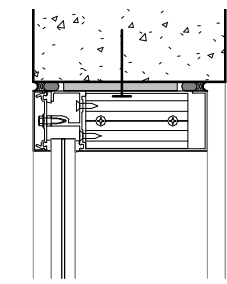
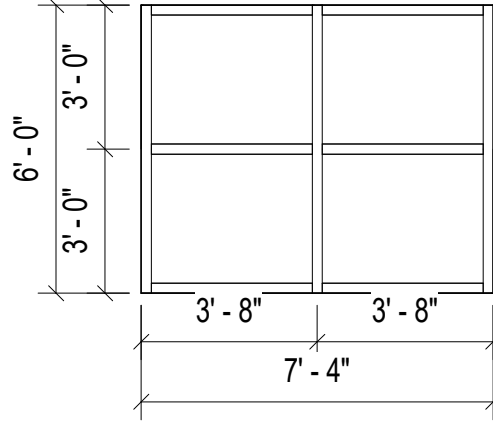
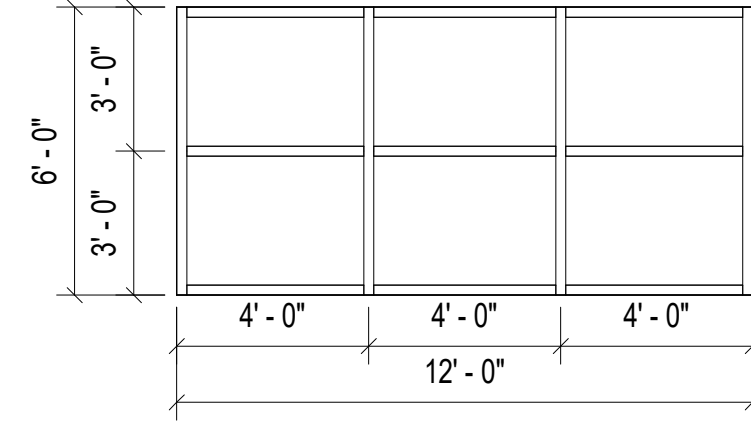
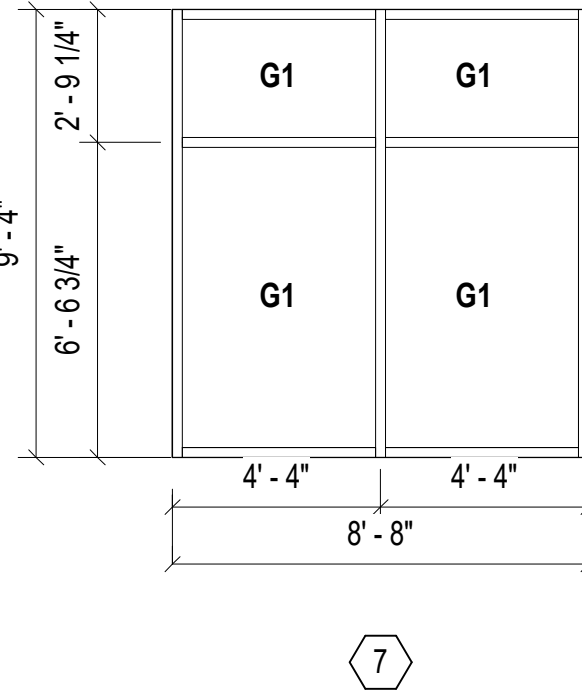
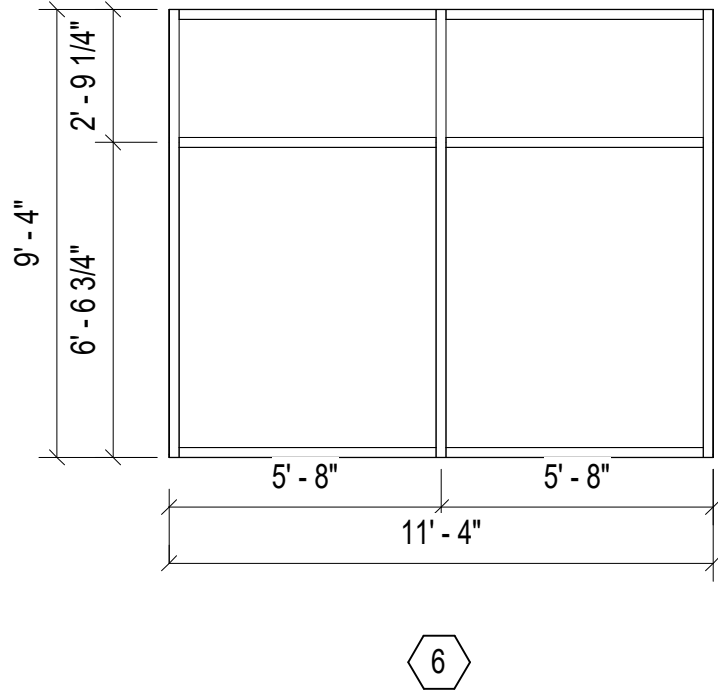


4/1/2019 2:14:28 PM  
C:\next\Projects\0172\_UNCW\_Parking\_Deck\_ILA17\_req.dwg

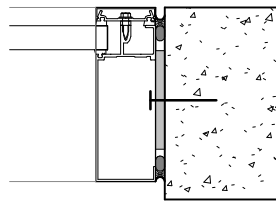
1  
2  
3  
4  
5  
6  
M  
D  
C  
B  
A



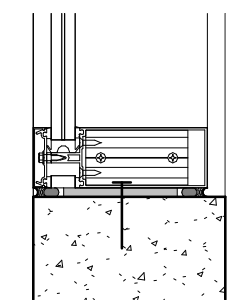
GLAZING SCHEDULE	
G1	3/8" TEMPERED GLASS, CLEAR
G2	3/8" TEMPERED GLASS, SPANDREL



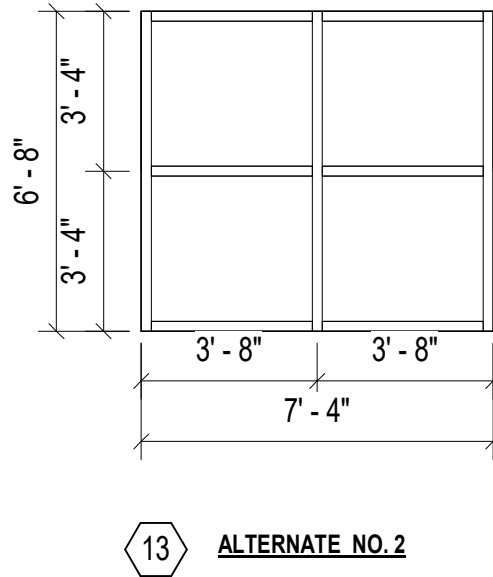
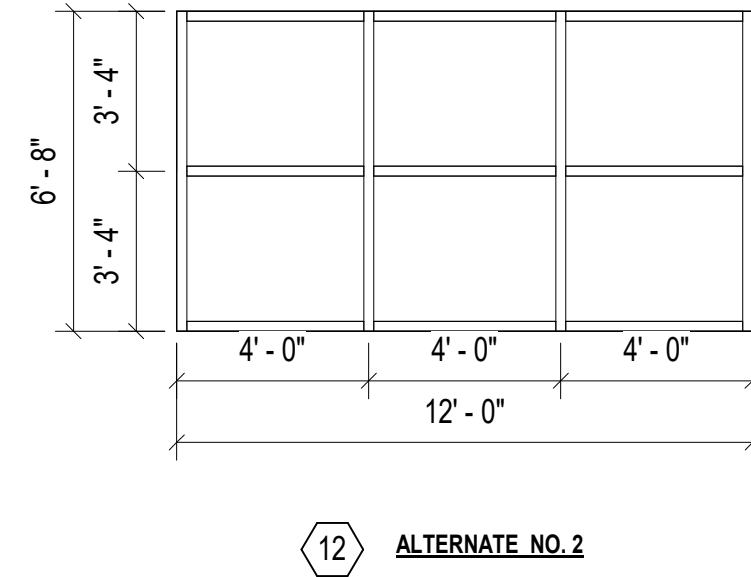
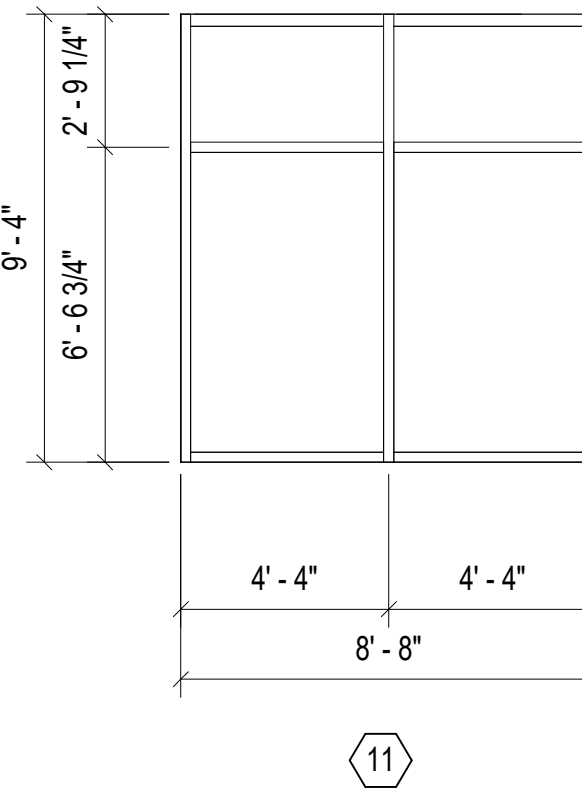
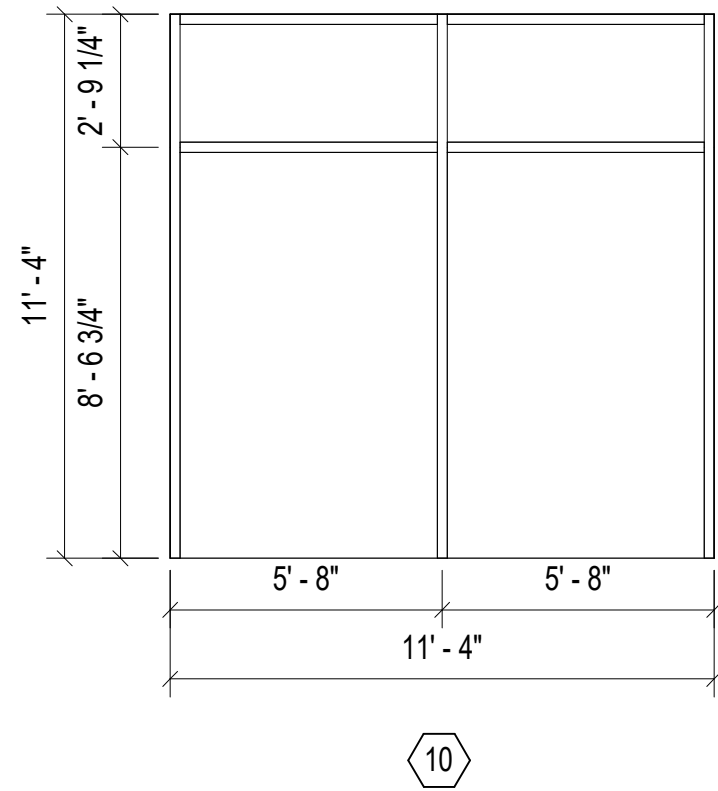
H1  
1 1/2" = 1'-0"



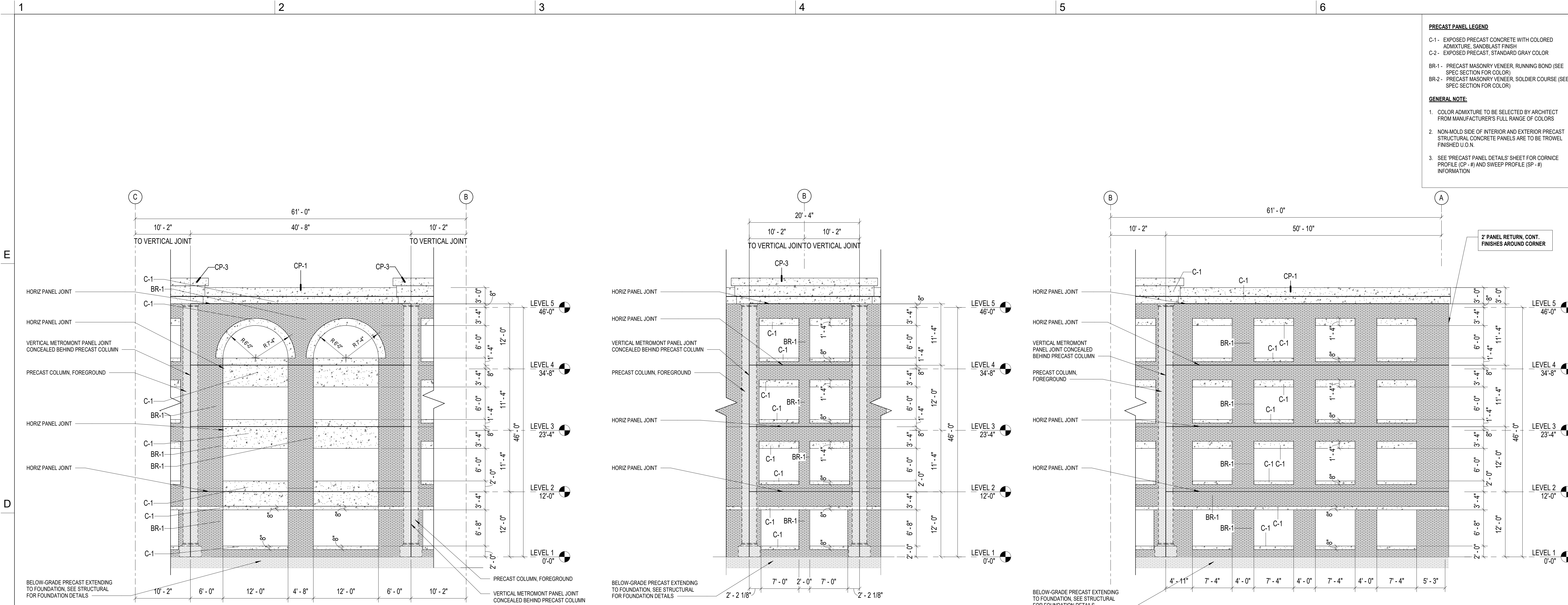
J1  
1 1/2" = 1'-0"



S1  
1 1/2" = 1'-0"



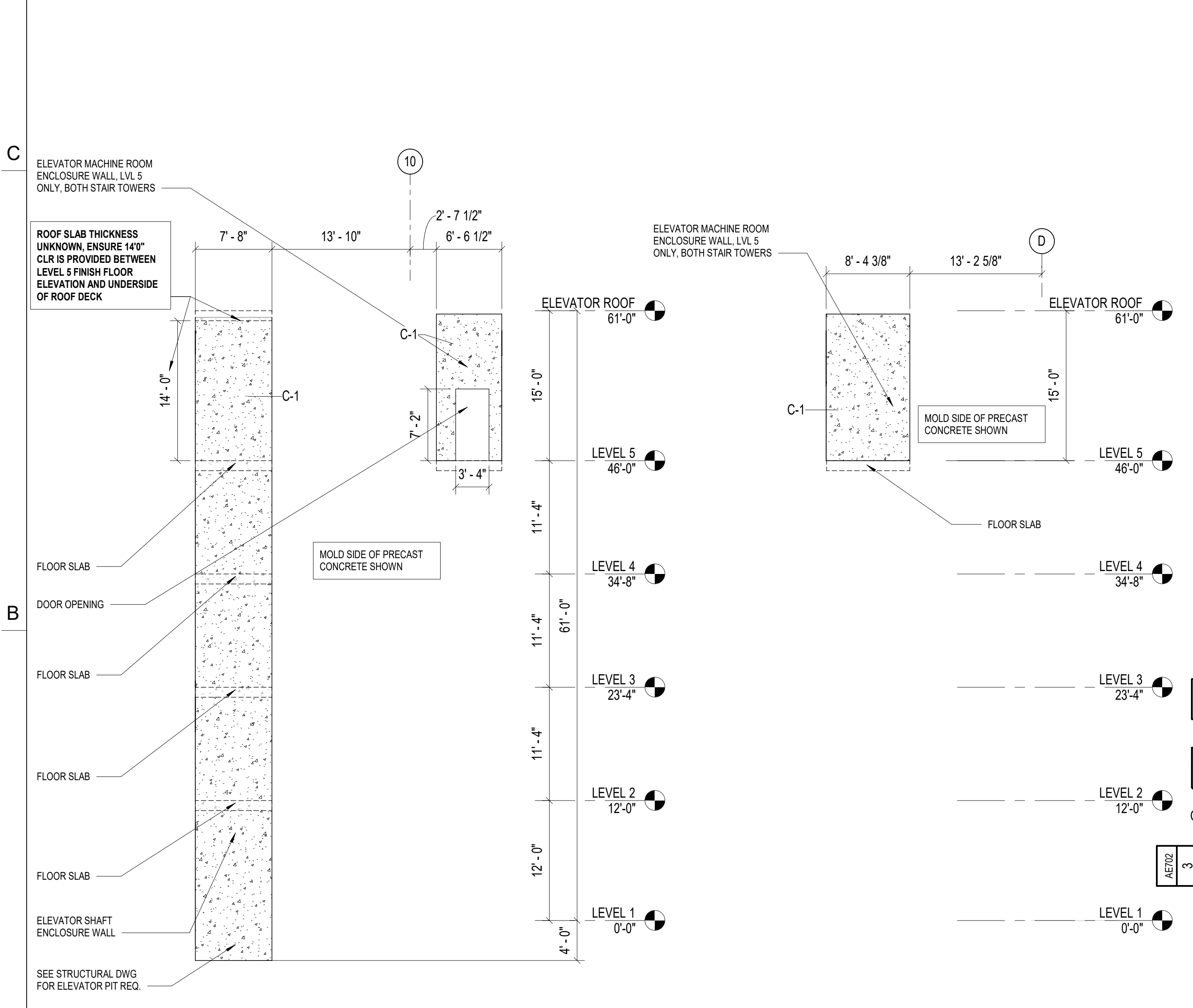




5 PRECAST ELEVATION - EAST  
1/8" = 1'-0"  
REF 1 / AE701

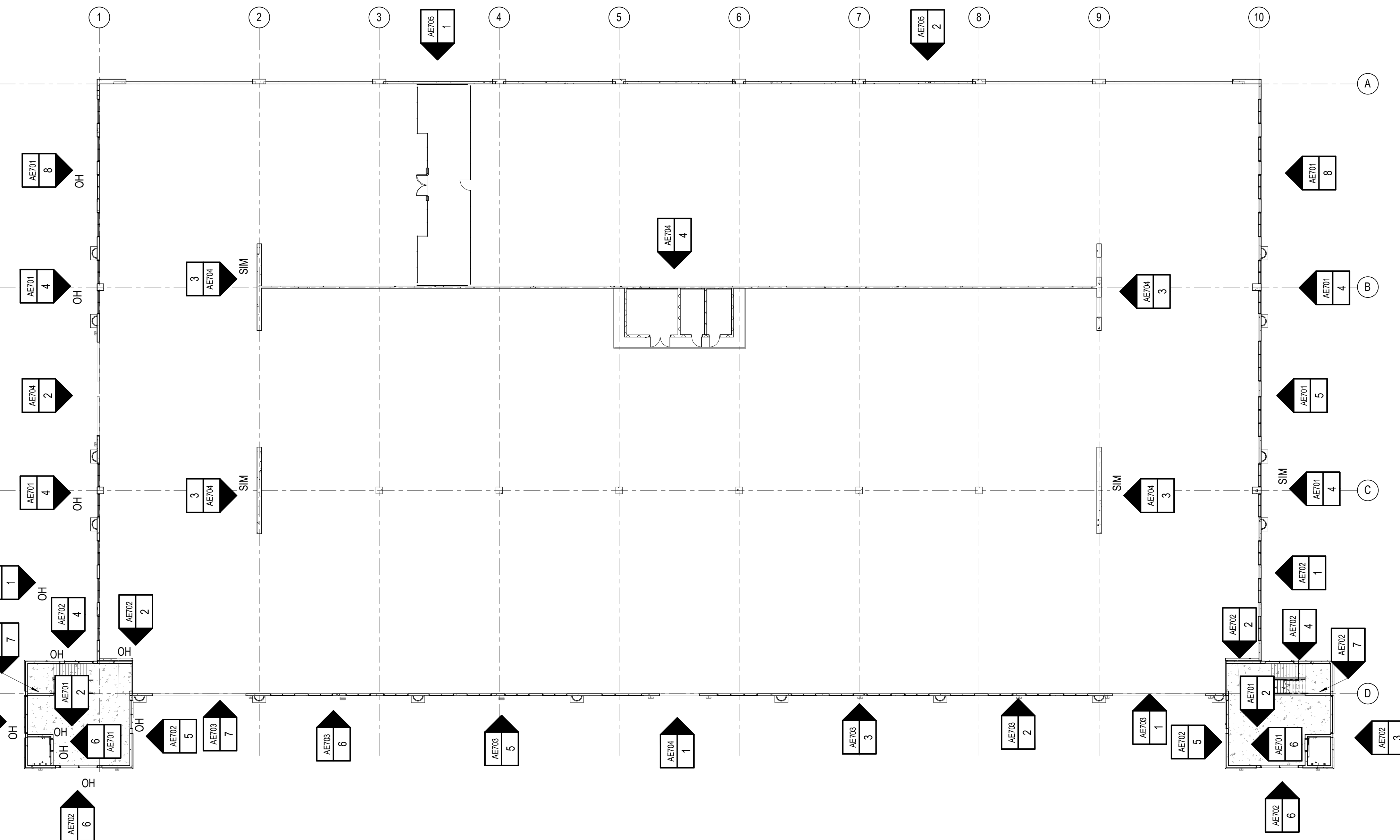
4 PRECAST ELEVATION - EAST  
1/8" = 1'-0"  
REF 1 / AE701

8 PRECAST ELEVATION - EAST  
1/8" = 1'-0"  
REF 1 / AE701



2 PRECAST ELEVATION - INTERIOR  
1/8" = 1'-0"  
REF 1 / AE701

6 PRECAST ELEVATION - ELEVATOR MR  
1/8" = 1'-0"  
REF 1 / AE701



1 LEVEL ONE FLOOR PLAN Copy 1  
1" = 20'-0"

**PRECAST PANEL LEGEND**  
C-1 - EXPOSED PRECAST CONCRETE WITH COLORED ADMIXTURE, SANDBLAST FINISH  
C-2 - EXPOSED PRECAST, STANDARD GRAY COLOR  
BR-1 - PRECAST MASONRY VENEER, RUNNING BOND (SEE SPEC SECTION FOR COLOR)  
BR-2 - PRECAST MASONRY VENEER, SOLDIER COURSE (SEE SPEC SECTION FOR COLOR)  
**GENERAL NOTE:**  
1. COLOR ADMIXTURE TO BE SELECTED BY ARCHITECT FROM MANUFACTURER'S FULL RANGE OF COLORS  
2. NON-MOLD SIDE OF INTERIOR AND EXTERIOR PRECAST STRUCTURAL CONCRETE PANELS ARE TO BE TROWEL FINISHED U.O.N.  
3. SEE PRECAST PANEL DETAILS' SHEET FOR CORNICE PROFILE (CP - #) AND SWEEP PROFILE (SP - #) INFORMATION

**UNCW**  
UNIVERSITY of NORTH CAROLINA WILMINGTON  
601 S COLLEGE ROAD  
WILMINGTON, NORTH CAROLINA 28403  
PARKING DECK II AND SURFACE  
PARKING (DESIGN-BUILD)  
SOUTH CAMPUS - 4965 RIEGEL ROAD  
SCO ID NUMBER: 18-19226-01A  
CODE: 41828  
ITEM: 301

CONTRACTOR  
**Balfour Beatty Construction**

DESIGNER  
**CLARK NEXSEN**  
1523 ELIZABETH AVENUE, SUITE 300  
CHARLOTTE, NORTH CAROLINA 28204  
704-377-8800  
CLARK NEXSEN LICENSE NUMBER: C-1028

**WALKER CONSULTANTS**  
13860 Ballantyne Corporate Place  
Suite 140  
Charlotte, NC 28277  
T: 704.247.6230  
www.walkerconsultants.com  
NC License No. F-0518

**MCKIM & CREED**  
CIVIL ENGINEER  
243 NORTH FRONT STREET  
WILMINGTON, NORTH CAROLINA  
28401  
910.343.1048

PROFESSIONAL SEAL  
**CLARK NEXSEN**  
CET NO. 50680  
NORTH CAROLINA  
NOT FOR CONSTRUCTION  
NC CORPORATE ENGINEERING LICENSE #C-1028

SUBMITTAL  
03/29/2019  
75% CONSTRUCTION DOCUMENTS

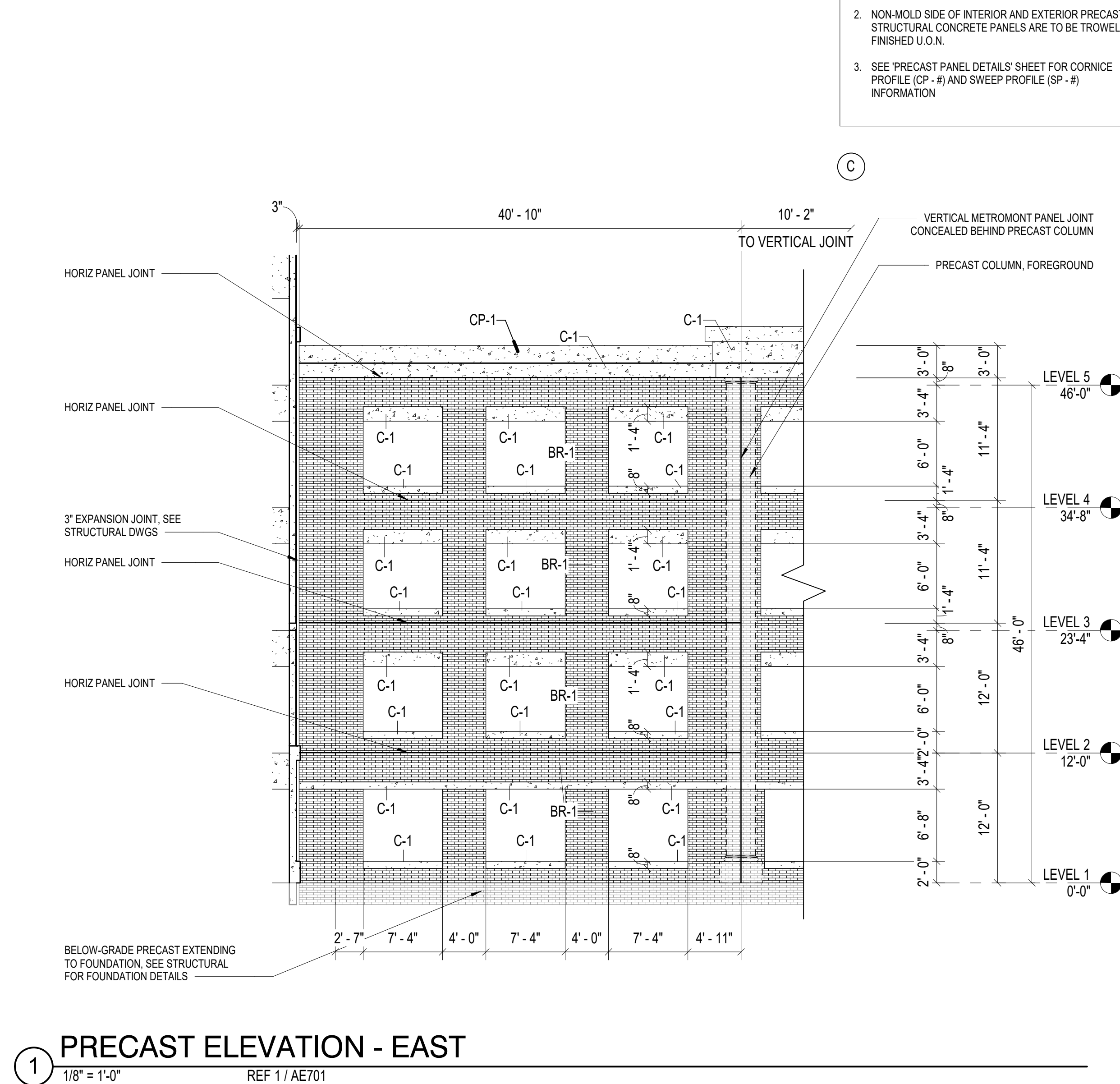
REVISIONS

KEY PLAN

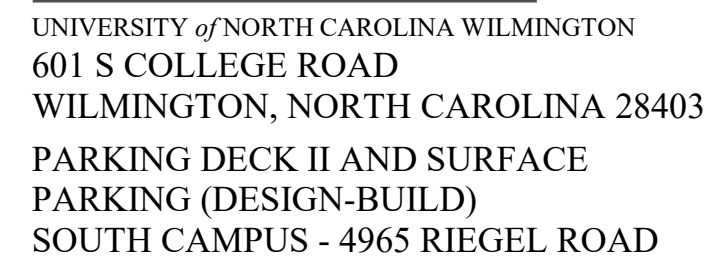
SHEET  
**PRECAST PANEL ELEVATIONS**

**AE701**

DESIGN: Designer  
DRAWN: Author  
REVIEW: Checker  
CN 8112

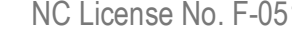


1. COLOR ADMIXTURE TO BE SELECTED BY ARCHITECT FROM MANUFACTURER'S FULL RANGE OF COLORS
2. NON-MOLD SIDE OF INTERIOR AND EXTERIOR PRECAST STRUCTURAL CONCRETE PANELS ARE TO BE TROWEL FINISHED U.O.N.
3. SEE 'PRECAST PANEL DETAILS' SHEET FOR CORNICE PROFILE (CP - #) AND SWEEP PROFILE (SP - #) INFORMATION



CONTRACTOR  
**Balfour Beatty**  
Construction

CLARK NEXSEN LICENSE NUMBER: C-1028



NC CORPORATE ENGINEERING LICENSE #C-1028

## REVISIONS

[illegible]

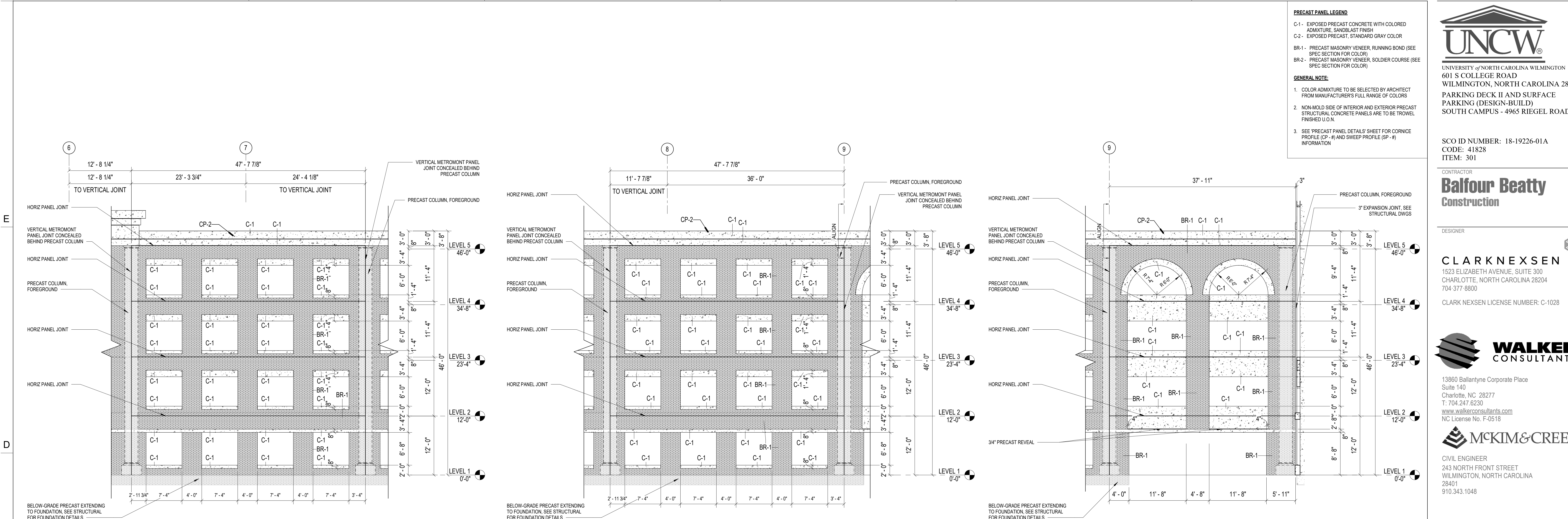
## KEY PLAN



## PRECAST PANEL ELEVATIONS

CN 8112

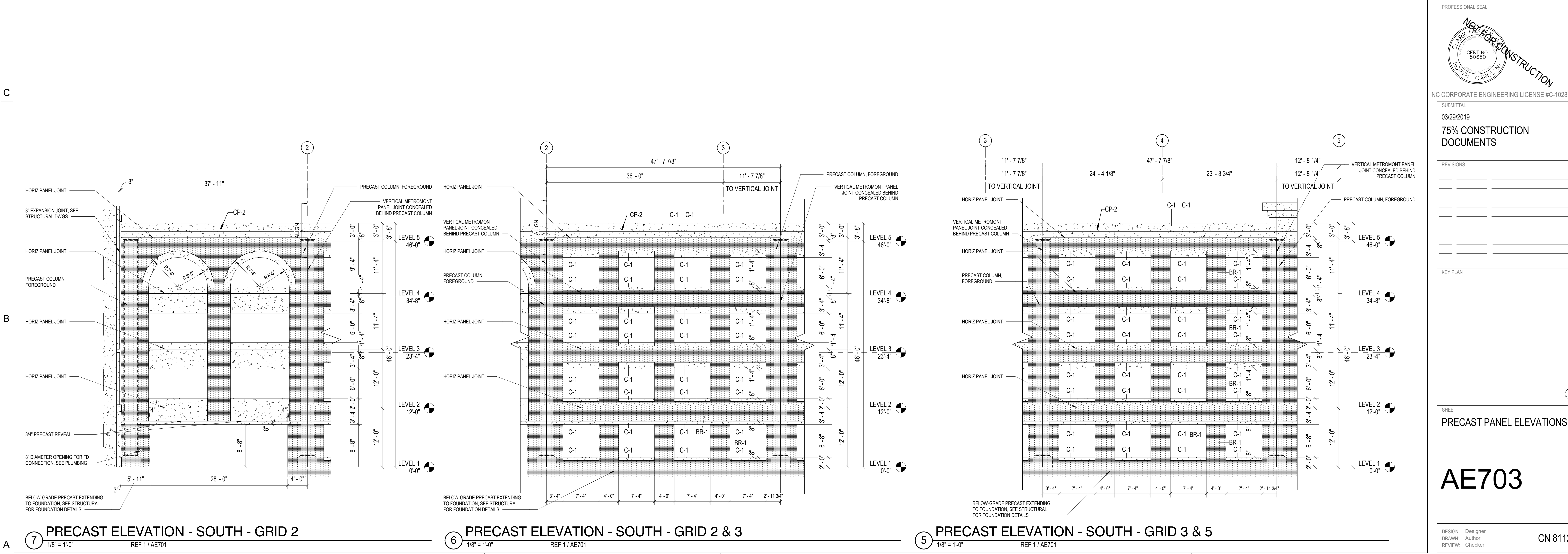




3 PRECAST ELEVATION - SOUTH - GRID 6 & 7 1/8" = 1'-0" REF 1 / AE701

2 PRECAST ELEVATION - SOUTH - GRID 8 & 9 1/8" = 1'-0" REF 1 / AE701

1 PRECAST ELEVATION - SOUTH - GRID 9 1/8" = 1'-0" REF 1 / AE701



SCO ID NUMBER: 18-19226-01A  
CODE: 41828  
ITEM: 301

CONTRACTOR  
**Balfour Beatty Construction**

DESIGNER


**CLARK NEXSEN**  
1523 ELIZABETH AVENUE, SUITE 300  
CHARLOTTE, NORTH CAROLINA 28204  
704.377.8800  
CLARK NEXSEN LICENSE NUMBER: C-1028



13860 Ballantyne Corporate Place  
Suite 140  
Charlotte, NC 28277  
T: 704.247.6230  
www.walkerconsultants.com  
NC License No. F-0518



CIVIL ENGINEER  
243 NORTH FRONT STREET  
WILMINGTON, NORTH CAROLINA 28401  
910.343.1048



NC CORPORATE ENGINEERING LICENSE #C-1028  
SUBMITTAL  
03/29/2019  
75% CONSTRUCTION DOCUMENTS

REVISIONS	

KEY PLAN

SHEET  
**PRECAST PANEL ELEVATIONS**

**AE703**

DESIGN: Designer  
DRAWN: Author  
REVIEW: Checker  
CN 8112

**PRECAST PANEL LEGEND**

C-1 - EXPOSED PRECAST CONCRETE WITH COLORED ADMIXTURE, SANDBLAST FINISH  
C-2 - EXPOSED PRECAST, STANDARD GRAY COLOR


BR-1 - PRECAST MASONRY VENEER, RUNNING BOND (SEE SPEC SECTION FOR COLOR)  
BR-2 - PRECAST MASONRY VENEER, SOLDIER COURSE (SEE SPEC SECTION FOR COLOR)

**GENERAL NOTE:**

1. COLOR ADMIXTURE TO BE SELECTED BY ARCHITECT FROM MANUFACTURER'S FULL RANGE OF COLORS

2. NON-MOLD SIDE OF INTERIOR AND EXTERIOR PRECAST STRUCTURAL CONCRETE PANELS ARE TO BE TROWEL FINISHED U.O.N.

3. SEE PRECAST PANEL DETAILS' SHEET FOR CORNICE PROFILE (CP - #) AND SWEEP PROFILE (SP - #) INFORMATION



UNIVERSITY of NORTH CAROLINA WILMINGTON  
601 S COLLEGE ROAD  
WILMINGTON, NORTH CAROLINA 28403  
PARKING DECK II AND SURFACE  
PARKING (DESIGN-BUILD)  
SOUTH CAMPUS - 4965 RIEGEL ROAD

SCO ID NUMBER: 18-19226-01A  
CODE: 41828  
ITEM: 301

CONTRACTOR  
**Balfour Beatty Construction**


DESIGNER

**CLARK NEXSEN**  
1523 ELIZABETH AVENUE, SUITE 300  
CHARLOTTE, NORTH CAROLINA 28204  
704-377-8800  
CLARK NEXSEN LICENSE NUMBER: C-1028

**WALKER CONSULTANTS**  
13860 Ballantyne Corporate Place  
Suite 140  
Charlotte, NC 28277  
T: 704.247.6230  
[www.walkerconsultants.com](http://www.walkerconsultants.com)  
NC License No. F-0518

**MCKIM & CREED**  
CIVIL ENGINEER  
243 NORTH FRONT STREET  
WILMINGTON, NORTH CAROLINA 28401  
910.343.1048

PROFESSIONAL SEAL



CLARK NEXSEN  
CET NO. 50680  
NORTH CAROLINA

NC CORPORATE ENGINEERING LICENSE #C-1028

SUBMITTAL  
03/29/2019  
**75% CONSTRUCTION DOCUMENTS**

REVISIONS	

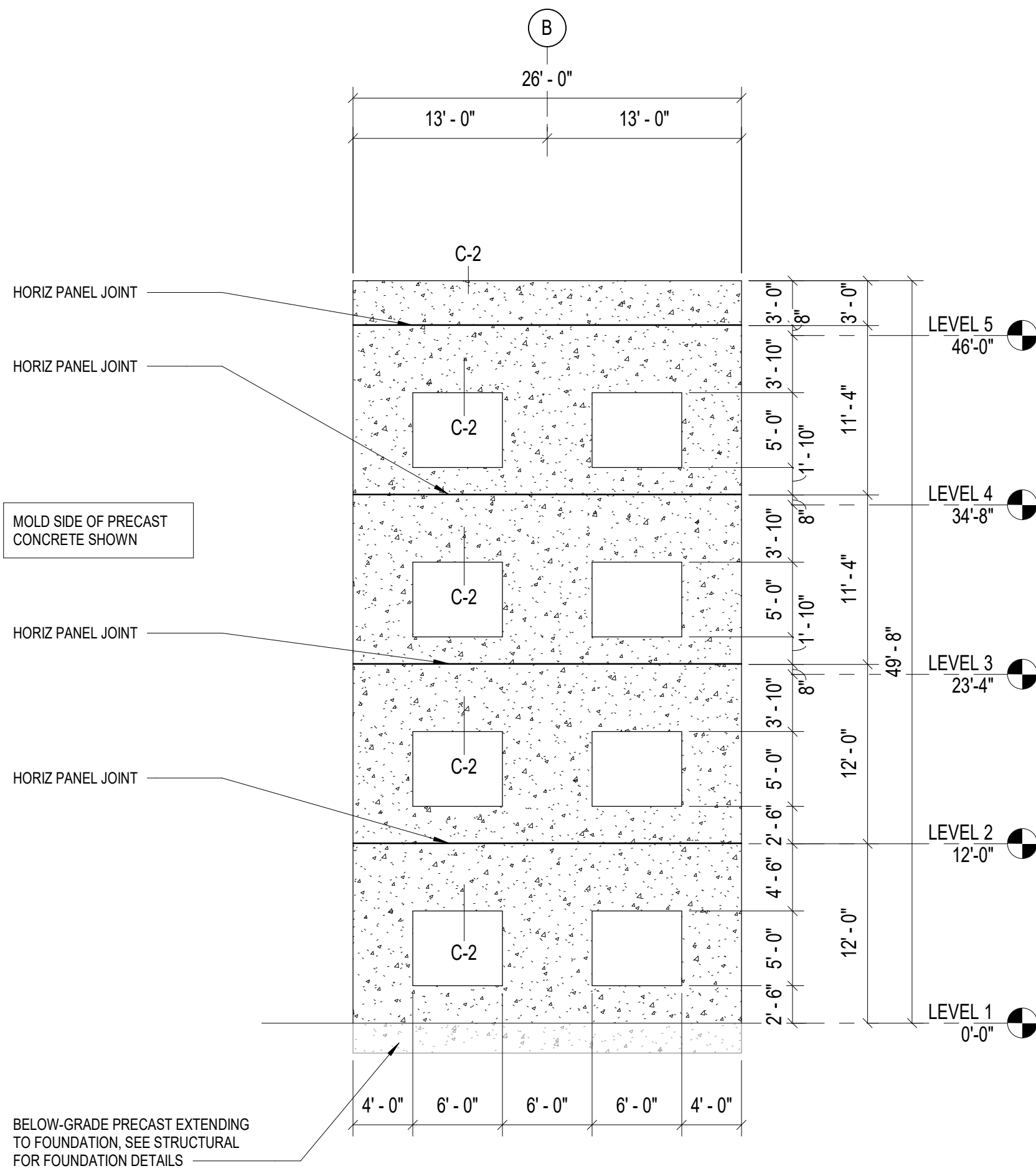
KEY PLAN

SHEET  
**PRECAST PANEL ELEVATIONS**

**AE704**

DESIGN: Designer  
DRAWN: Author  
REVIEW: Checker

CN 8112





4/12/2019 2:14:54 PM  
C:\new\Projects\0172\_UNCW\_Parking\_Deck\_ILA17\_report.dwg

- PRECAST PANEL LEGEND**
- C-1 - EXPOSED PRECAST CONCRETE WITH COLORED ADMIXTURE, SANDBLAST FINISH  
C-2 - EXPOSED PRECAST, STANDARD GRAY COLOR
- BR-1 - PRECAST MASONRY VENEER, RUNNING BOND (SEE SPEC SECTION FOR COLOR)  
BR-2 - PRECAST MASONRY VENEER, SOLDIER COURSE (SEE SPEC SECTION FOR COLOR)
- GENERAL NOTE:**
- COLOR ADMIXTURE TO BE SELECTED BY ARCHITECT FROM MANUFACTURER'S FULL RANGE OF COLORS
  - NON-MOLD SIDE OF INTERIOR AND EXTERIOR PRECAST STRUCTURAL CONCRETE PANELS ARE TO BE TROWEL FINISHED U.O.N.
  - SEE PRECAST PANEL DETAILS' SHEET FOR CORNICE PROFILE (CP - #) AND SWEEP PROFILE (SP - #) INFORMATION

**UNCW**  
UNIVERSITY of NORTH CAROLINA WILMINGTON  
601 S COLLEGE ROAD  
WILMINGTON, NORTH CAROLINA 28403  
PARKING DECK II AND SURFACE  
PARKING (DESIGN-BUILD)  
SOUTH CAMPUS - 4965 RIEGEL ROAD

SCO ID NUMBER: 18-19226-01A  
CODE: 41828  
ITEM: 301


CONTRACTOR  
**Balfour Beatty Construction**

DESIGNER  
**CLARK NEXSEN**  
1523 ELIZABETH AVENUE, SUITE 300  
CHARLOTTE, NORTH CAROLINA 28204  
704-377-8800  
CLARK NEXSEN LICENSE NUMBER: C-1028

**WALKER CONSULTANTS**  
13660 Ballantyne Corporate Place  
Suite 140  
Charlotte, NC 28277  
T: 704.247.6230  
[www.walkerconsultants.com](http://www.walkerconsultants.com)  
NC License No. F-0518

**MCKIM&CREED**  
CIVIL ENGINEER  
243 NORTH FRONT STREET  
WILMINGTON, NORTH CAROLINA  
28401  
910.343.1048

PROFESSIONAL SEAL



NC CORPORATE ENGINEERING LICENSE #C-1028

SUBMITTAL

03/29/2019

75% CONSTRUCTION  
DOCUMENTS

REVISIONS

KEY PLAN

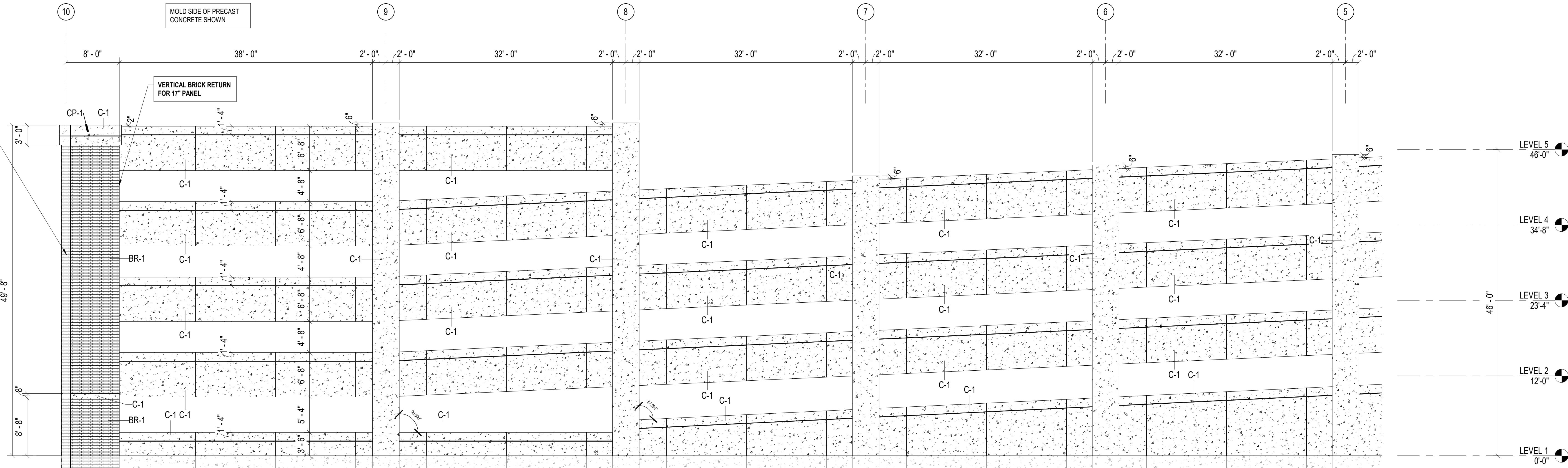
SHEET

PRECAST PANEL ELEVATIONS

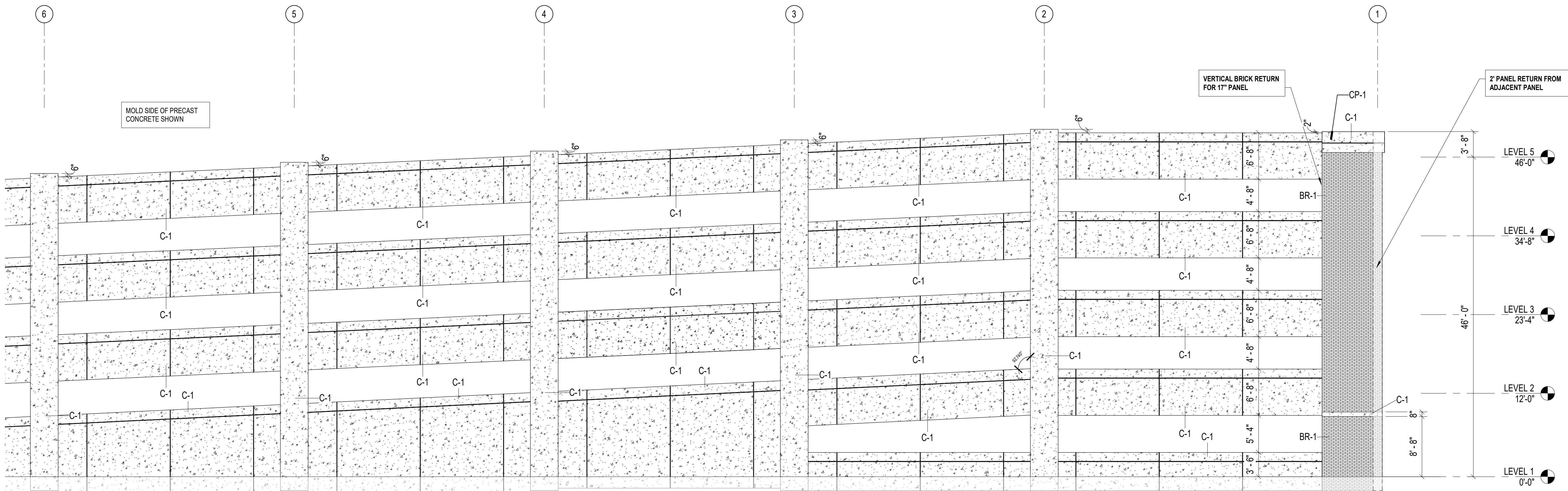
**AE705**

DESIGN: Designer  
DRAWN: Author  
REVIEW: Checker

CN 8112



**2 PRECAST ELEVATION - NORTH - GRID 10 & 5**  
1/8" = 1'-0" REF 1/1 AE701



**1 PRECAST ELEVATION - NORTH - GRID 6 & 1**  
1/8" = 1'-0" REF 1/1 AE701

4/1/2019 2:14:58 PM  
C:\next\Projects\0172\_UNCW\_Parking\_Deck\_ILA17\_requary.rvt

A

B

C

D

E

1

2

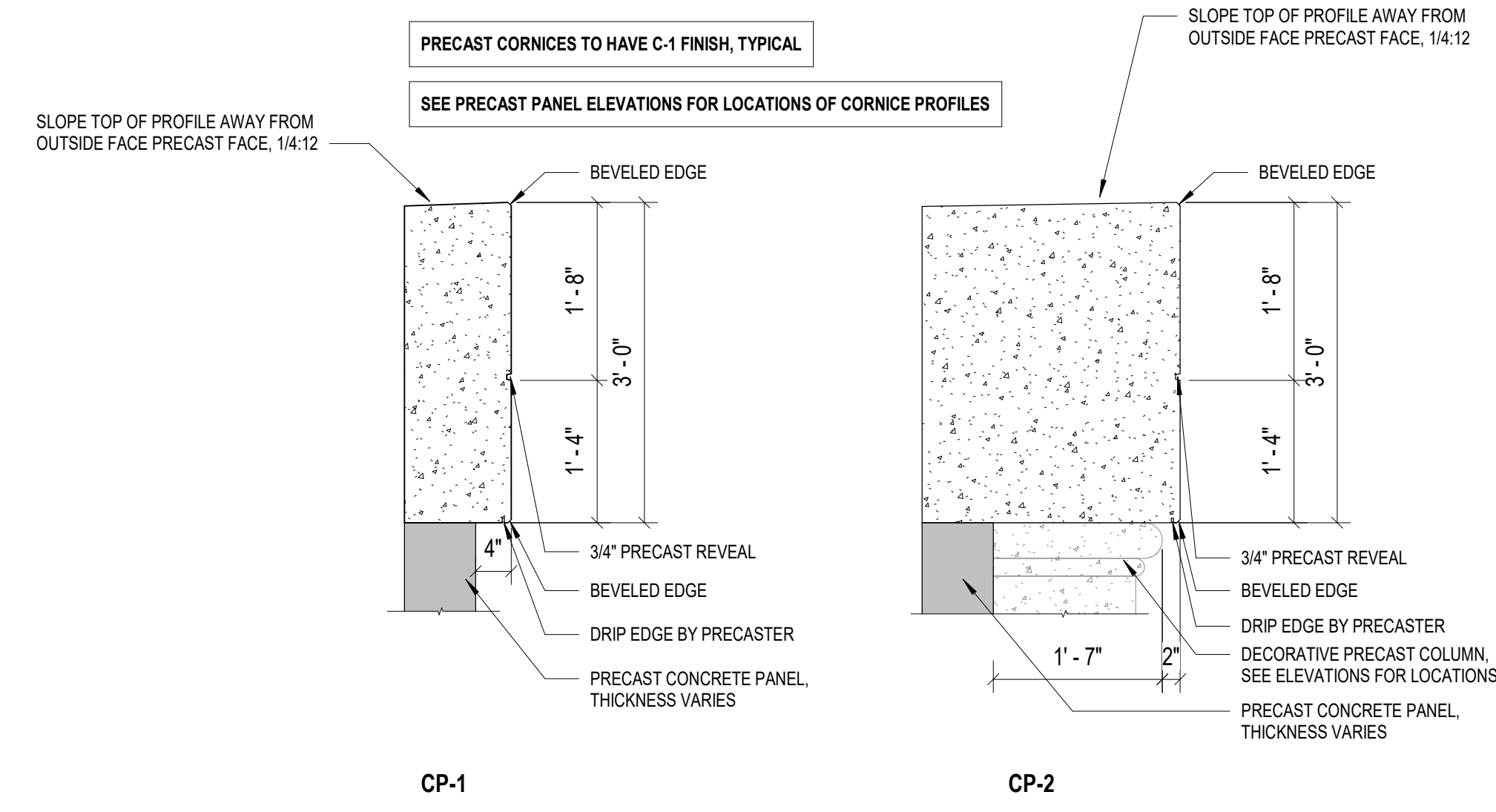
3

4

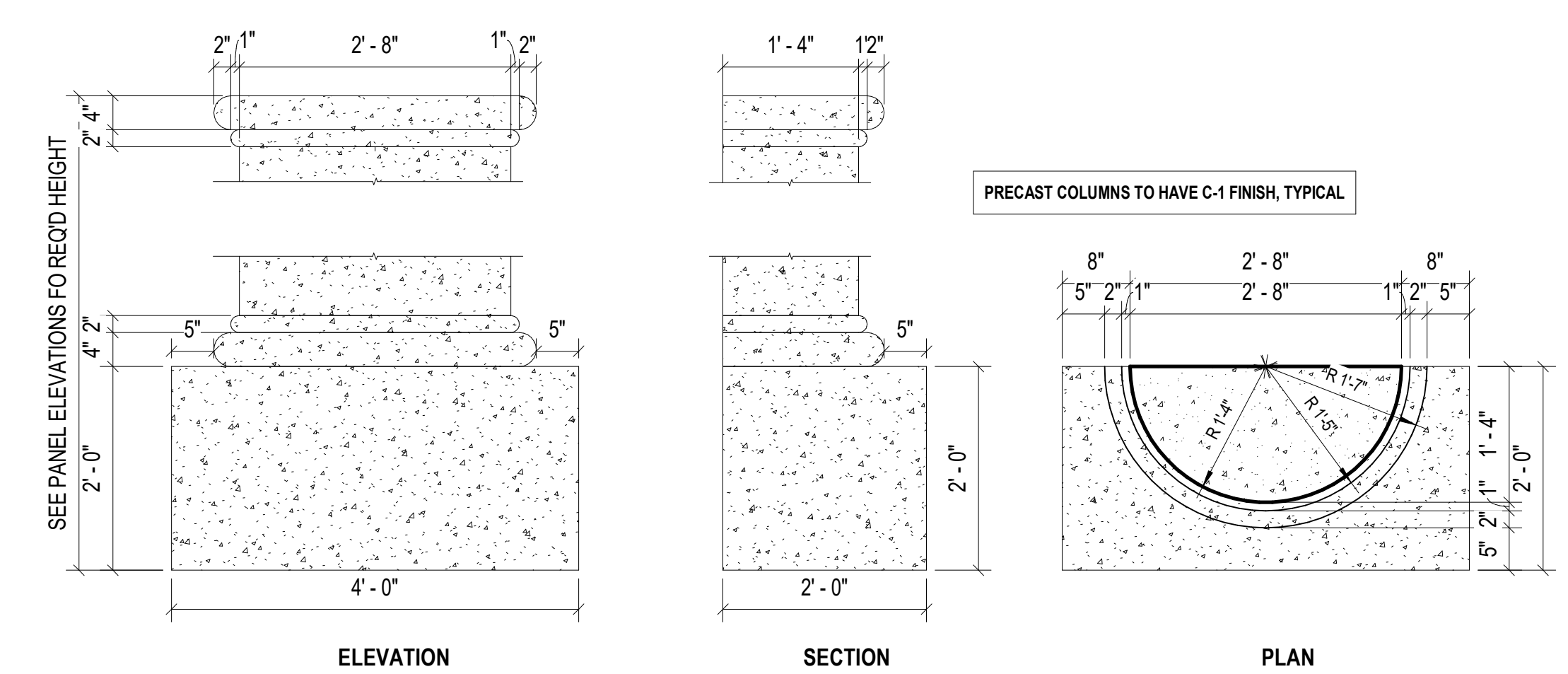
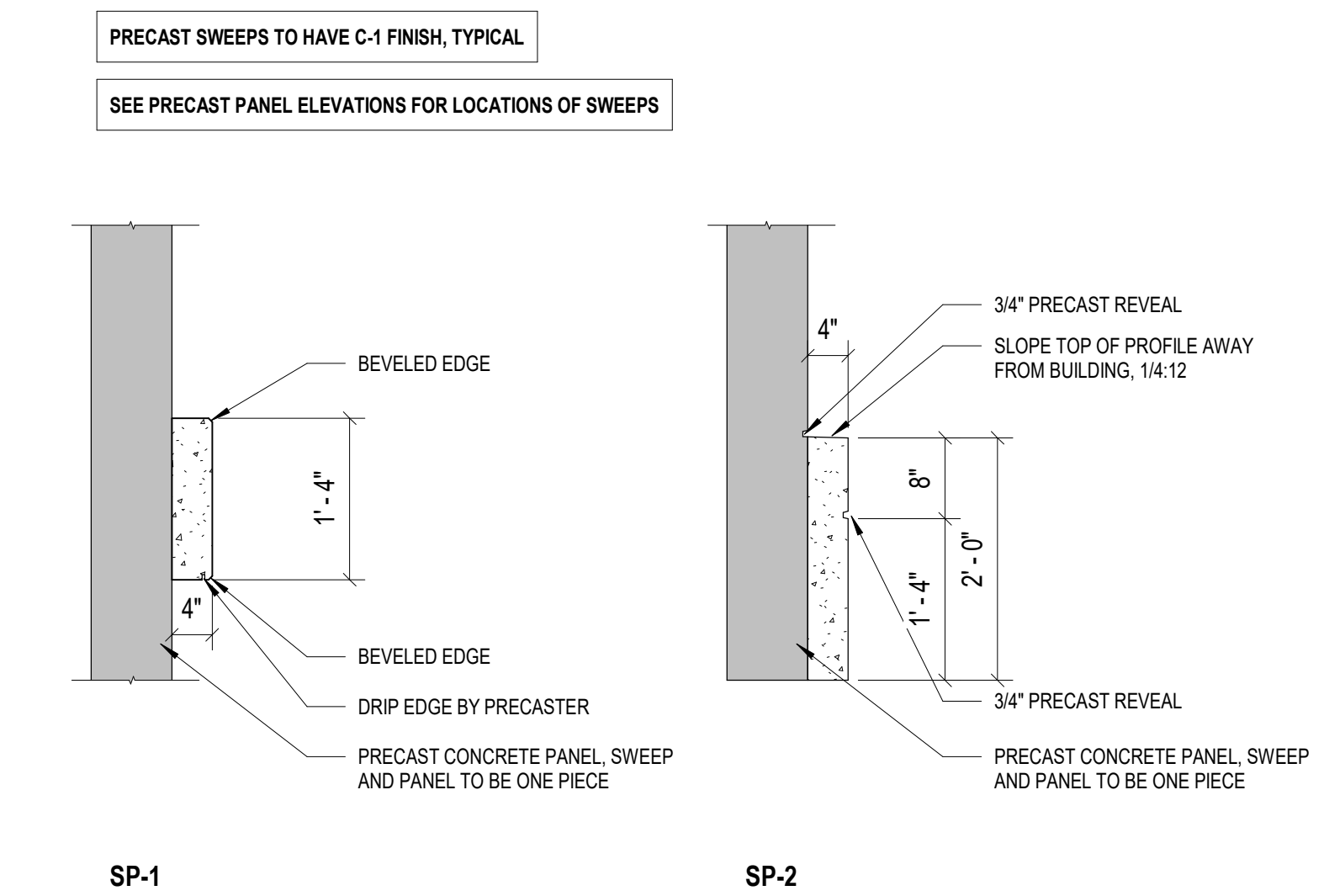
5

6

## 2 PRECAST CORNICE PROFILES



## 3 PRECAST SWEEP PROFILES



## 1 DECORATIVE PRECAST COLUMN, TYP.

**PRECAST PANEL LEGEND**

C-1 - EXPOSED PRECAST CONCRETE WITH COLORED ADMIXTURE, SANDBLAST FINISH  
C-2 - EXPOSED PRECAST, STANDARD GRAY COLOR

BR-1 - PRECAST MASONRY VENEER, RUNNING BOND (SEE SPEC SECTION FOR COLOR)  
BR-2 - PRECAST MASONRY VENEER, SOLDIER COURSE (SEE SPEC SECTION FOR COLOR)

**GENERAL NOTE:**

- COLOR ADMIXTURE TO BE SELECTED BY ARCHITECT FROM MANUFACTURER'S FULL RANGE OF COLORS
- NON-MOLD SIDE OF INTERIOR AND EXTERIOR PRECAST STRUCTURAL CONCRETE PANELS ARE TO BE TROWEL FINISHED U.O.N.
- SEE PRECAST PANEL DETAILS' SHEET FOR CORNICE PROFILE (CP - #) AND SWEEP PROFILE (SP - #) INFORMATION

**UNCW**  
UNIVERSITY of NORTH CAROLINA WILMINGTON  
601 S COLLEGE ROAD  
WILMINGTON, NORTH CAROLINA 28403  
PARKING DECK II AND SURFACE  
PARKING (DESIGN-BUILD)  
SOUTH CAMPUS - 4965 RIEGEL ROAD

SCO ID NUMBER: 18-19226-01A  
CODE: 41828  
ITEM: 301

CONTRACTOR  
**Balfour Beatty Construction**

DESIGNER  
**CLARK NEXSEN**  
1523 ELIZABETH AVENUE, SUITE 300  
CHARLOTTE, NORTH CAROLINA 28204  
704-377-8800  
CLARK NEXSEN LICENSE NUMBER: C-1028

**WALKER CONSULTANTS**  
13660 Ballantyne Corporate Place  
Suite 140  
Charlotte, NC 28277  
T: 704.247.6230  
www.walkerconsultants.com  
NC License No. F-0518

**MCKIM&CREED**  
CIVIL ENGINEER  
243 NORTH FRONT STREET  
WILMINGTON, NORTH CAROLINA  
28401  
910.343.1048

PROFESSIONAL SEAL  
**CLARK NEXSEN**  
C.E.S.T. NO. 50680  
NORTH CAROLINA  
NOT FOR CONSTRUCTION

NC CORPORATE ENGINEERING LICENSE #C-1028

SUBMITTAL  
03/29/2019  
**75% CONSTRUCTION DOCUMENTS**

REVISIONS	

KEY PLAN

SHEET  
**PRECAST PANEL DETAILS**

**AE710**

DESIGN: Designer  
DRAWN: Author  
REVIEW: Checker  
CN 8112